

July 23, 2025

To, BSE Limited Phiroze Jeejeebhoy Towers, Dalal Street, Fort, Mumbai - 400 001 BSE Scrip Code: 532749	To, National Stock Exchange of India Limited Exchange Plaza, C-1, Block G Bandra Kurla Complex Bandra (East), Mumbai - 400 051 NSE Symbol: ALLCARGO
--	---

Sub: Monthly Business Update

Dear Sir/Madam,

In accordance with Securities and Exchange Board of India (Listing Obligations and Disclosure Requirements) Regulations, 2015 and Code of Practices and Procedures for Fair Disclosure of Unpublished Price Sensitive Information in terms of Regulation 8 of Securities and Exchange Board of India (Prohibition of Insider Trading) Regulations, 2015, we are enclosing herewith key business parameters for the month ended June 2025.

The given information is as per limited review by the Management. This is for the information of your members and the public at large.

The aforesaid information shall be made available on the Company's website at www.allcargologistics.com.

Kindly take the above on record.

Thanking you,

Yours faithfully,

For **Allcargo Logistics Limited**

Swati Singh
Company Secretary & Compliance Officer
Membership No.: A20388

Encl: a/a

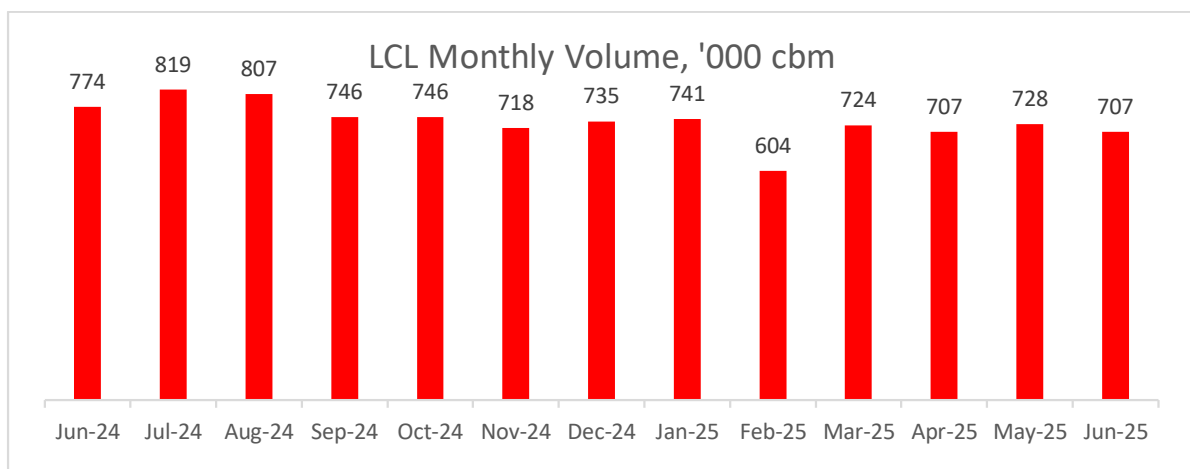
ALLCARGO LOGISTICS LIMITED

Allcargo House, 6th Floor, CST Road, Kalina, Santacruz (E), Mumbai - 400 098. Maharashtra. India.
T: +91 22 6679 8110 | www.allcargologistics.com | CIN: L63010MH2004PLC073508 | GSTN: 27AACCA2894D1ZS
e-mail id: investor.relations@allcargologistics.com

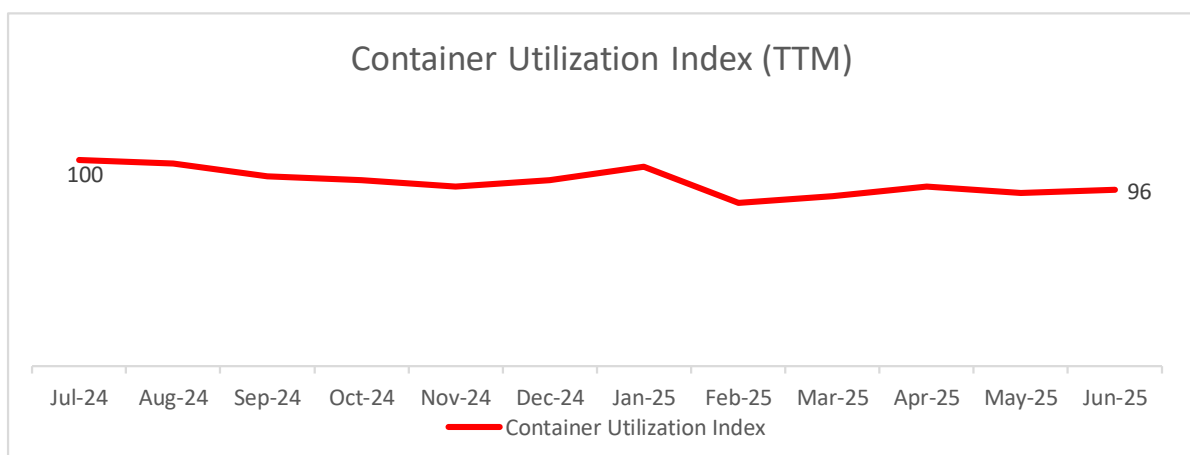
Allcargo International Supply Chain (ISC) Monthly Operational Update

LCL operations:

- LCL volume stood at 707'000 cubic meters for the month of June 2025, a decline of 3% as compared to last month and 9% as compared to last year.
- Macroeconomic situation has remained subdued with June being a low month and rebound is expected in July.
- LCL volume as compared to last month increased in Asia Pacific while it remained flat in China and Middle East. A month-on-month softening was witnessed across most major regions with volumes expected to rebound in the coming month. As compared to last year volumes softened across all major regions barring Latin America where it witnessed growth.

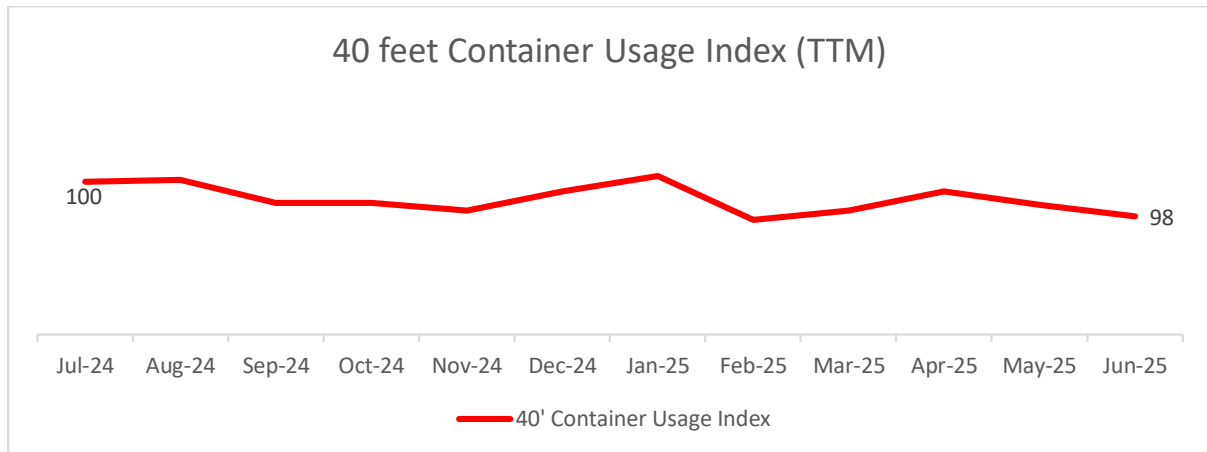


Container utilization: Container utilization has declined as compared to last year, in line with the volume.



Note: The Index shows Container utilization (Cbm/TEU) levels rebased as July 2024 = 100

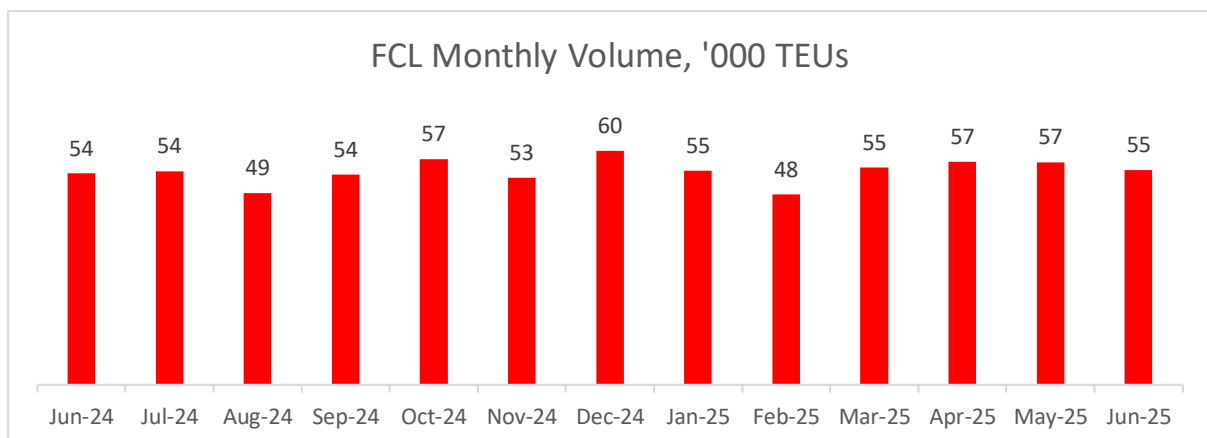
40 feet ratio: 40 feet container ratio witnessed marginal decline as compared to last year in line with the volume.



Note: The Index shows 40 feet Container usage (number of 40 feet containers as % of total containers used) levels rebased as July 2024 = 100

FCL operations:

- FCL volume during the month of June 2025 stood at 54,613 TEUs, a decline of 4% as compared to last month. As compared to last year volume increased by 2%.
- FCL volumes moderated slightly across most regions compared to last month, with the exception of Latin America and China, which registered growth. As compared to last year, volume declined in the regions of USA, Europe, Asia Pacific and Middle East and increased in Canada, Latin America and India.



Air operations:

- Air volume for the month of June 2025 stood at 2,612 tonnes. This represents a growth of 2% over last year and a decline of 15% over last month.
- Air volume witnessed month on month growth in Asia Pacific and India, a decline was witnessed across all other regions. As compared to last year air volume witnessed an increase in Europe and India and declined across all other regions.

~Ends~