

July 20, 2023

To,

BSE Limited Phiroze Jeejeebhoy Towers, Dalal Street, Fort, Mumbai - 400 001 BSE Scrip Code: 532749	National Stock Exchange of India Limited Exchange Plaza, C-1, Block G Bandra Kurla Complex Bandra (East), Mumbai - 400 051 NSE Symbol: ALLCARGO
--	---

Sub: Monthly Operational Update

Dear Sir/Madam,

In accordance with Securities and Exchange Board of India (Listing Obligations and Disclosure Requirements) Regulation, 2015 and Code of Practices and Procedures for Fair Disclosure of Unpublished Price Sensitive Information in terms of Regulation 8 of Securities and Exchange Board of India (Prohibition of Insider Trading) Regulations, 2015, we are enclosing herewith a copy of key business parameters for the month ended June 2023.

The given information is as per limited review by the Management. This is for the information of your members and the public at large.

The aforesaid information shall be made available on the Company's website at www.allcargologistics.com.

Kindly take the above on record.

Thanking you,

Yours faithfully,

For Allcargo Logistics Limited

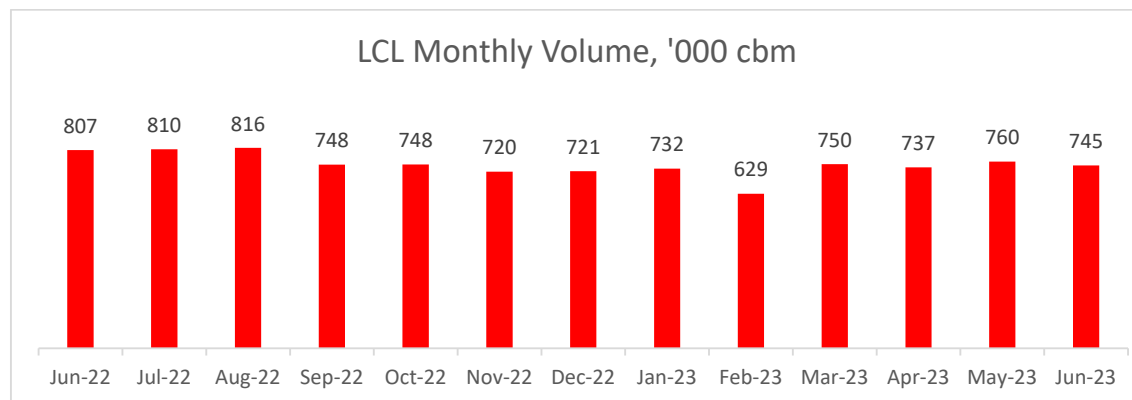
Devanand Mojidra
Company Secretary & Compliance Officer

Encl: a/a

Allcargo International Supply Chain (ISC) Monthly Operational Update

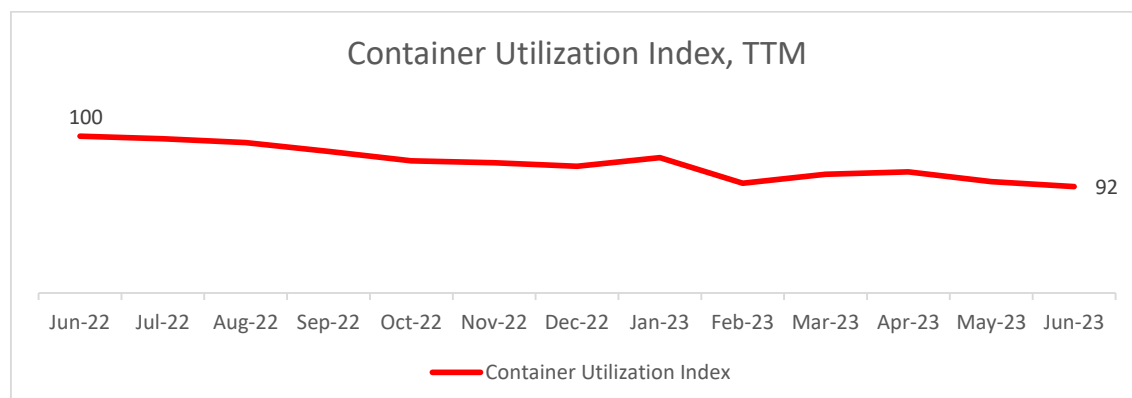
LCL operations:

- LCL volume for the month of June 2023 was down 8% as compared to June 2022 and down 2% as compared to May 2023. January 2023 onwards, the volume includes ~1.5% contribution from the new acquisition in Germany.
- Global trade environment continues to remain soft. The Company is witnessing increased competition for incremental volumes in the market driven by muted overall demand. We intend to maintain our focus on volumes and market share. However, a volume focussed strategy will lead to a negative impact on yields in the near term.
- June showed a marginal dip m-o-m; however, May-June period broadly continued to trend above the last six month's average. At a regional level, most geographies have witnessed a downward trend especially Americas and APAC. Europe fared better than Americas and APAC, but the trend remains soft.



Note: Jan 2023 onwards volumes include recently acquired German entity

- **Container utilization:** Container utilization continues to remain soft, reflecting lower volumes on a YoY basis.

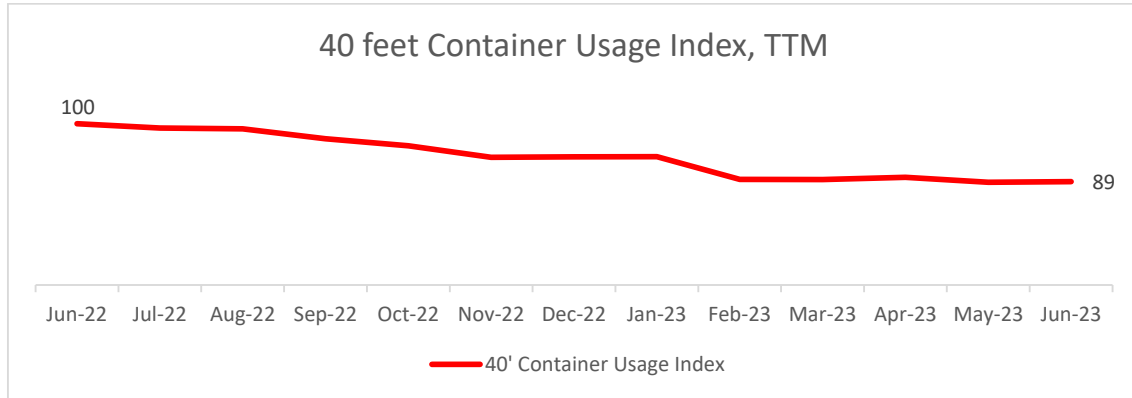


Note: The Index shows Container utilization (Cbm/TeU) levels rebased as June 2022 = 100

ALLCARGO LOGISTICS LIMITED

Allcargo House, 6th Floor, CST Road, Kalina, Santacruz (E), Mumbai - 400 098. Maharashtra. India.
T: +91 22 6679 8110 | www.allcargologistics.com | CIN: L63010MH2004PLC073508 | GSTN: 27AACC2894D12S

- **40 feet ratio:** 40 feet container usage has remained rangebound over last 4-5 months. Decline in the 40 feet ratio was more pronounced in intra-Asia routes.



Note: The Index shows 40 feet Container usage (number of 40 feet containers as % of total containers used) levels rebased as June 2022 = 100

FCL operations:

- FCL volume for the month of June 2023 was down 11% as compared to June 2022 and up 2.5% as compared to May 2023.
- The Y-o-Y decline was mainly driven by softer volumes in APAC and India. India volumes reflect the decline in country's EXIM trade.

