

Listing Compliance and Legal Regulatory BSE Limited Phiroze Jeejeebhoy Towers, Dalal Street, Fort, Mumbai – 400 001 BSE Scrip Code: 532749	Listing and Compliance National Stock Exchange of India Limited Exchange Plaza, C-1, Block G Bandra Kurla Complex, Bandra (East), Mumbai – 400 051 NSE Symbol: ALLCARGO
--	--

July 24, 2017

Dear Sirs,

Sub: Intimation of Schedule of Analysts/Institutional Investors Meetings

Pursuant to Regulation 30(6) of the SEBI (Listing Obligations and Disclosure Requirements) Regulations, 2015 (the "Listing Regulations"), read with Part A of Schedule III of the Listing Regulations, we have to inform you that the following details of the meetings scheduled with the Analysts/ Institutional Investors:

Date	Name of the Party	Venue	Type of meeting
July 24, 2017	Tayo Pacific Funds	Mumbai	One-on-One
July 25, 2017	Aditya Birla PMS	Mumbai	One-on-One
July 26, 2017	Insync Capital	Mumbai	One-on-One

We are enclosing herewith Investors Presentation for your record.

Pursuant to Regulation 46(2)(o) of the Listing Regulations, the aforesaid information shall be disclosed on the website of the Company i.e. www.allcargologistics.com.

Kindly note that the above is subject to changes, if any.

Thanking you.
Yours faithfully,
For **Allcargo Logistics Limited**

Shrutha Sanghavi
Shrutha Sanghavi
Company Secretary
Encl: As above





Investor Presentation

Allcargo Logistics – India's 1st Multinational Logistics Company

- **Integrated multinational logistics company** headquartered in Mumbai, India
- **Diversified presence across multiple logistics sectors** including ocean & air freight-forwarding, container freight stations (CFS), inland container depots (ICD), project cargo, equipment rentals, coastal shipping and contract logistics
- **Global network** of 300 plus offices across 160 plus countries
- **Strong management team** with experienced industry professionals

Business Verticals

Multimodal Transport Operations (MTO)



- Consolidation of Less-than-Container-Load (LCL) ocean cargo into containers for shipment across 4,000 port pairs globally
- Global brand – 'ECU Worldwide' with presence in 160 plus countries
- Diversified customer base with an asset-light business model
- Presence in Full Container Load (FCL)

Container Freight Stations (CFS)



- Provides storage & custom clearance services for EXIM cargo at major Indian ports
- Amongst top 5 CFS operators at JNPT, Chennai and Mundra
- ICDs at Pithampur & Dadri; presence in Contract Logistics segment
- CFS at Kolkata to be operational soon
- Logistics Park at Jhajjar under consideration
- Land bank of more than 200 acres

Project & Engineering Solutions (P&E)



- Offers integrated end-to-end logistics services including transportation of over-dimensional & over-weight cargo, on-site lifting & shifting
- Diverse fleet of equipment needed for building & creating infrastructure
- Presence in Coastal Shipping through 3 owned ships

FY17 Revenue¹
% of Total

INR 4,756 Cr
84%

INR 431 Cr
8%

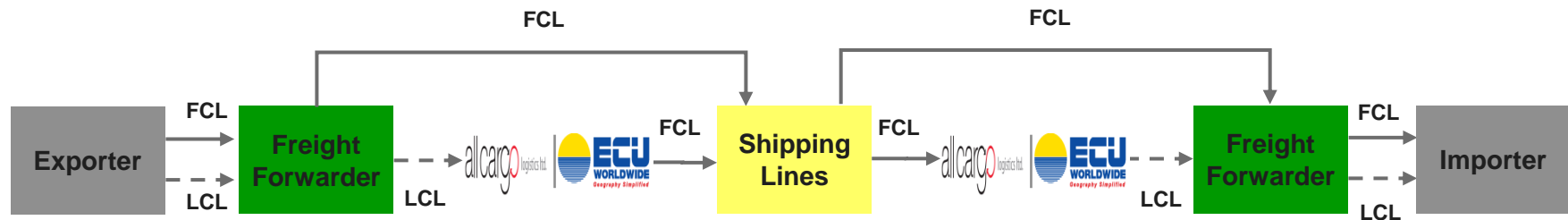
INR 457 Cr
8%

¹Considering business segments only, Excluding Others and unallocable, Figures as per Ind AS



Multimodal Transport Operations

LCL Consolidation is a Multi Billion Dollar Global Market¹ With an Asset-Light Business Model



Business Description

- Allcargo / ECU Worldwide receives Less-than-Container-Load (LCL) cargo from various freight-forwarders
- Cargo for each destination is consolidated into containers at bonded warehouses, to be shipped to either final destination or to hub ports from where it is trans-shipped to final destination
- After consolidating the LCL cargo into Full-Container-Load (FCL) consignments, Allcargo forwards the consignments to shipping lines for transportation to the final destination
- Besides LCL consolidation, Allcargo has also forayed into FCL freight-forwarding through acquisition of FCL Marine, a Netherlands based FCL freight-forwarding company

Salient Features

- Asset-light business with high returns on capital employed
- Resilience to global market volatility; Global LCL consolidation industry has grown by 4-5% yearly in last 3 years¹
- Creation of global network is an entry barrier
- Customer diversification inherent to business model due to neutral approach
- Provides opportunity to service FCL volumes

¹Management estimates and Industry data



ECU Worldwide – Allcargo's 100% Owned Subsidiary is the Largest Player Globally in the LCL Market

Critical Growth Factors

Global Presence With Owned Network

ECU Worldwide's Unique Position

- ✓ Global network in 160+ countries with 300+ offices covering over 4,000 port pairs, provides ability to offer pan-global services to multinational clients
- ✓ Higher execution control with better visibility on the flow of cargo through presence at both ends of the cargo shipment
- ✓ Covers all major economies of the world and has the ability to capture incremental cargo with pick-up in global trade
- ✓ Large scale enables preferential freight rates with shipping lines and leads to operating leverage

Organic Growth & Inorganic Expansion

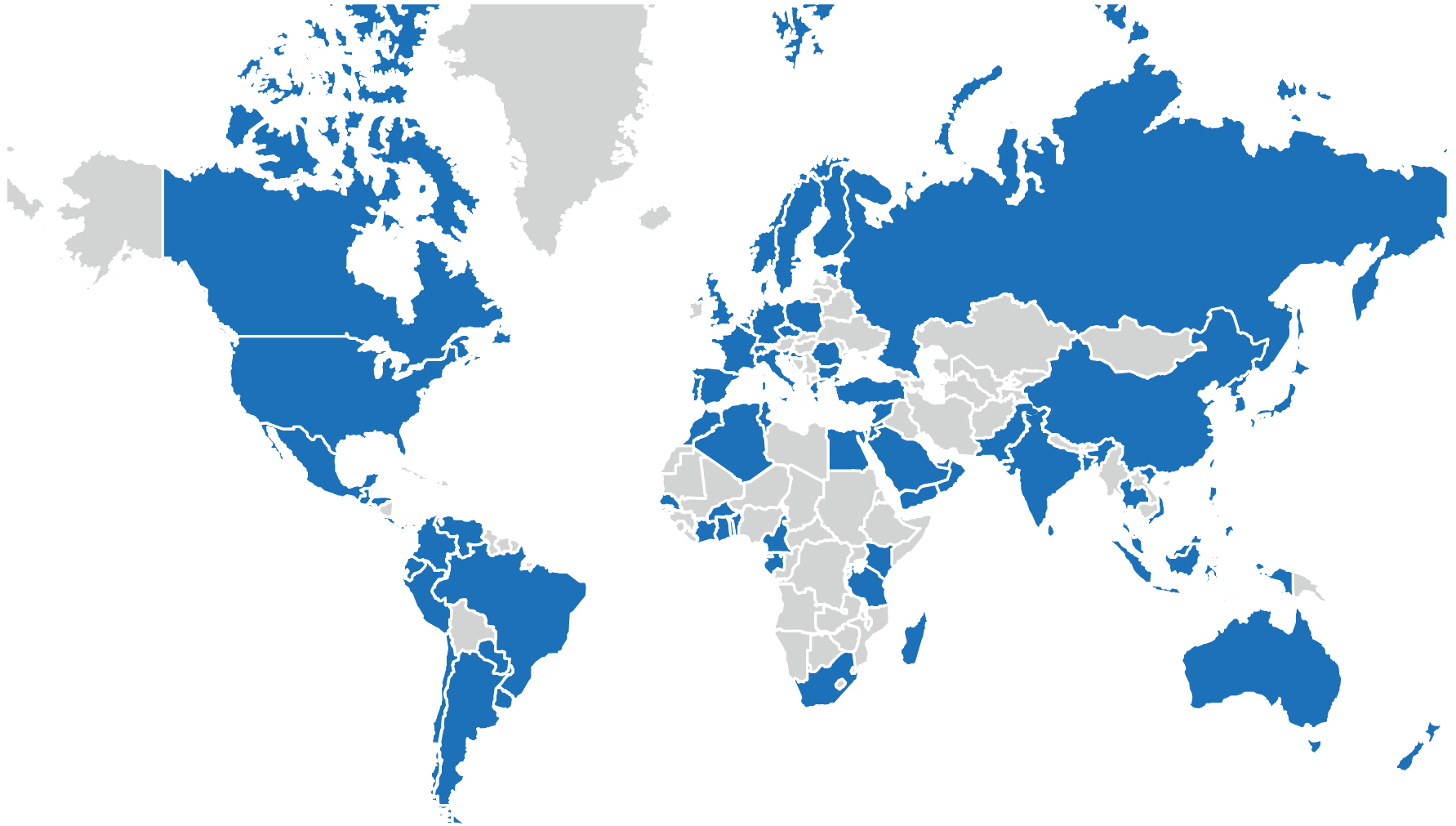
- ✓ Being the largest player in the LCL freight-forwarding industry globally, ECU Worldwide is best positioned to benefit from increase in global cargo volumes
- ✓ Further expansion in high-growth markets will improve ECU Worldwide's market leadership
- ✓ LCL consolidation is a highly fragmented market globally with industry consolidation being witnessed in last few years
- ✓ ECU Worldwide has demonstrated strong capabilities in identifying suitable and value accretive acquisition opportunities

Flexibility of Services & Operational Improvements

- ✓ Ability to offer FCL, air freight, warehousing & custom clearance for select locations and trade lanes
- ✓ Margin improvement through operational productivity enhancement & cost management, increasing outsourcing and streamlining procurement
- ✓ Centralized IT systems are being rolled-out



ECU Worldwide Has Presence in 160 plus Countries and Covers over 80%¹ of the World



 Countries with ECU Worldwide Coverage

¹ Based on the Total Area of Countries Served by ECU Worldwide Services



Successful M&A Strategy in MTO Business

Econocaribe Consolidators (2013) – 3rd largest NVOCC in the US with 9 offices and 22 receiving locations in the US and Canada

FCL Marine Agencies (2013) – Leading neutral NVO service provider in Full Container Load segment in Europe, USA and Canada

2 Leading NVOCC Operators in China (2010) – Extensive operations in Hong Kong, China and other parts of the eastern region

ECU Line (Now ECU Worldwide) (2005-06) – One of the Largest NVOCC in the World and 4 times larger than Allcargo, at the time of acquisition

- Acquisitions made to expand and consolidate network, gain footprint in major economies of the world and add more product lines for customers
- All acquisitions have been EPS accretive and cash flow positive from start of integration



ECU Worldwide is Managed by a Global Team of Seasoned Professionals



Shashi Kiran Shetty
Executive Chairman

- Started his career in the logistics industry in 1978 with Inter-modal Transport and Trading Systems, Mumbai from where he moved to Forbes Gokak, a TATA Group Company
- Holds a Bachelor of Commerce degree



Suryanarayanan S
Executive Director

- Over 28 years of work experience in industries like engineering, shipping and logistics
- Qualified Chartered Accountant



Marc Stoffelen
Executive Director

- Over 32 years of experience in shipping and NVOCC industry, has worked with companies like Euro Link, Ghemar and CMB/Combitainer
- Has a degree in Logistics



Amol Patel
Chief Digital Officer

- Over 22 years of experience in digital innovation space, has worked with PayPal, ADC Technologies, Intel, International Meta Systems, Cirrus Logic & Sun Microsystems
- Has a BS in Electrical Engineering & Computer Science from University of California, MS in Electrical & Computer Engineering from Stanford University and MBA in Marketing & Finance from the Kellogg School of Management



Ashwin Jaiswal
Global CIO

- Over 23 years of experience in Information Technology Management across diverse industries, has worked with Vodafone(UK), Telnor(Holland), Viag Interkom(Germany) Orange(Swiss) and Reliance Group
- A Management Graduate and an Electronics-Telecommunication Engineer



ECU Worldwide is Managed by a Global Team of Seasoned Professionals

contd...



Thomas Heydorn
Regional CEO
Central & Eastern
Europe

- Over 30 years of experience in transport and logistics industry, has worked with companies like Rohde & Liesenfeld and Exel plc
- Holds master diploma in forwarding from AHV and is a certified trainer of ICC



Shanta Martin
Regional CEO
ISC, GCC & Africa
(SE)

- Over 17 years of experience in various sectors including, healthcare, event management, publishing, hospitality and logistics, has worked with companies like Reed Elsevier and Accor
- A science graduate and holds an MBA in marketing from T. A. Pai Management Institute, Manipal



Uday Shetty
Regional CEO
Asia Pacific

- Started his career with ECU Worldwide in 2001, Joined in finance and accounts department and moved to RCEO role by 2013
- Qualified chartered accountant



Tim Tudor
Regional CEO
Americas

- Over 29 years of experience in shipping and logistics industry, has worked with companies like Australia New Zealand Direct Line, Direct Container Line and Vanguard Logistics
- Holds a degree from University Colorado



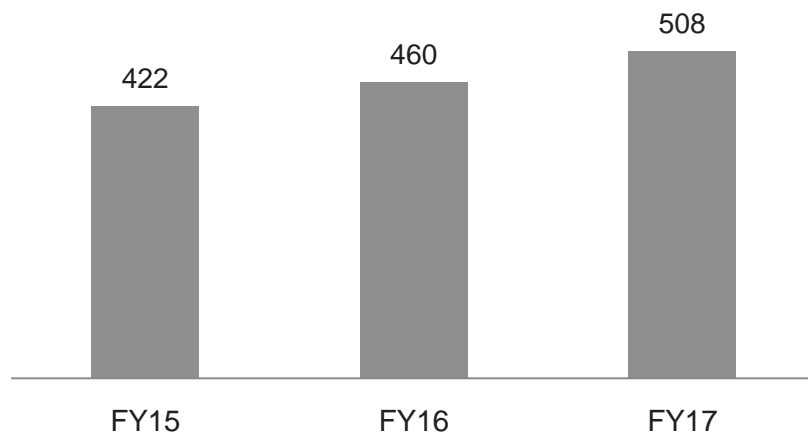
Simon Bajada
LCL Product Head

- Over 30 years of experience in shipping and logistics industry, with ECU Worldwide since 1991
- Holds a degree in accounting

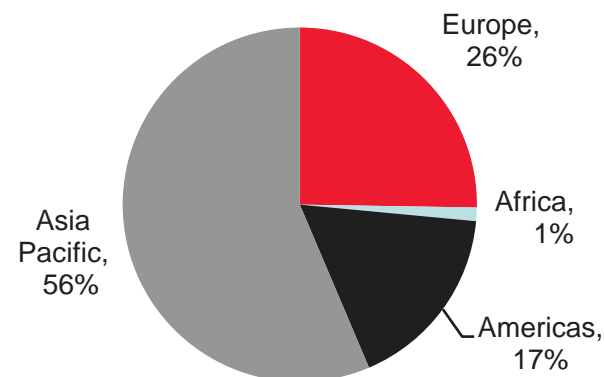


MTO Business Volumes and Financials

Global Volumes (000's TEUs)¹

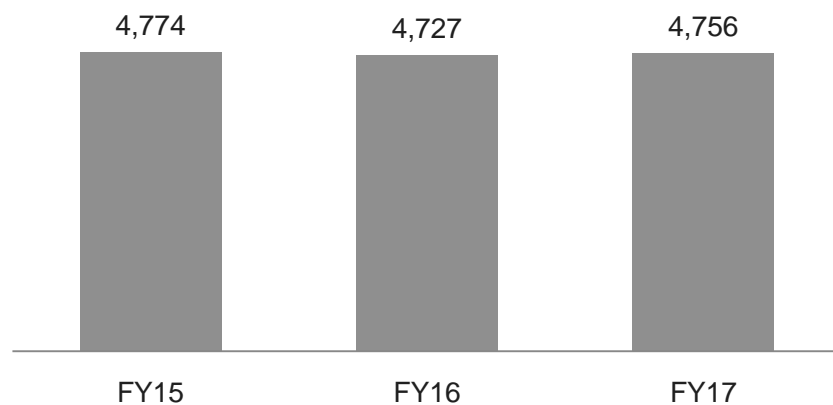


Volume Split as per Geography - FY17²



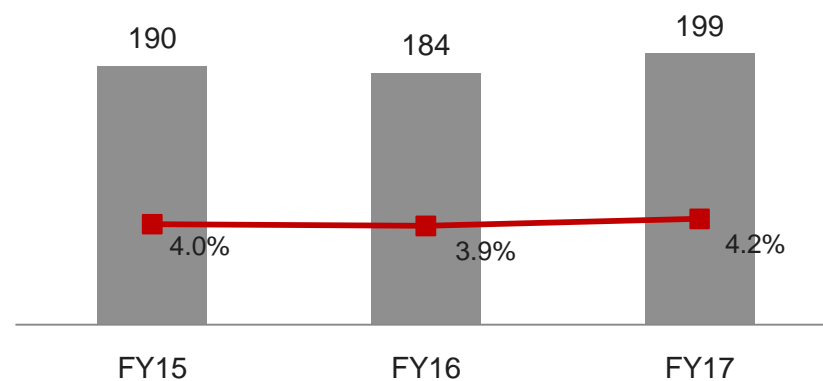
Revenues³

(INR Cr)



EBIT and Margin³

(INR Cr)



¹Includes both LCL & FCL and Import and Export; ²For LCL; ³Figures for FY17 and FY16 as per Ind AS, Figures for FY15 as per I GAAP



Container Freight Stations



Indian Container Cargo is Poised for Growth

Expected Revival in EXIM Trade

- ✓ Container volume in India is expected to be 2x by 2020, driven by EXIM trade and an increase in containerization from the current 55% to >65% (versus developed countries' average of 70%)
- ✓ Revival in EXIM trade expected to translate into higher demand for containerization due to their efficiency
- ✓ The anticipated changes in the profile of traded goods (from intermediate to finished goods, including textiles, auto parts, pharmaceuticals and food products) will increase the opportunities for containerization

Development of Infrastructure

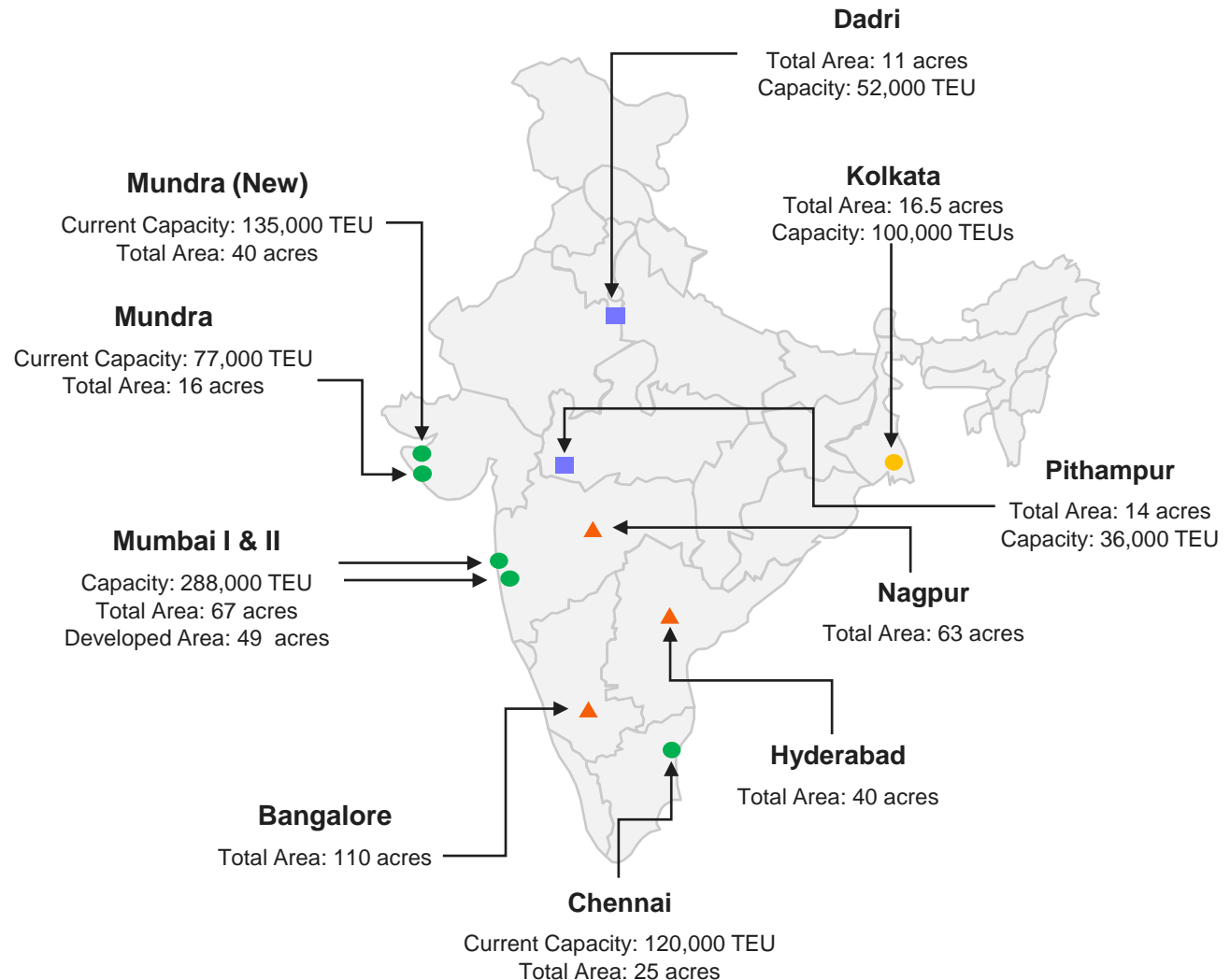
- ✓ Infrastructural initiatives like Dedicated Freight Corridor and development of multi-modal logistics park, to further support growth of cargo containerization
- ✓ Several upcoming container terminals planned at both major and non-major ports - to further increase flow of container traffic

Growth in CFS Volumes

- ✓ Strong growth expected in CFS container volume with container traffic growing
- ✓ CFS / ICD business expected to grow in coming years

Allcargo is Present Across Major Container Ports of India

- Allcargo has leveraged its relationships with freight forwarders and major shipping lines by entering into CFS sector
- CFSs at JNPT, Chennai and Mundra with total installed capacity of 620,000 TEUs¹ p.a. and ICDs at Pithampur and Dadri with total installed capacity of 88,000 TEUs p.a.
- JNPT, Chennai and Mundra - key ports in India handling bulk of container traffic. The three ports together handle around 75% of total container traffic of India



● Current CFSs ■ Current ICDs ● Under Development CFS ▲ Land Banks

¹Includes recently started new CFS in Mundra on asset light model

CFS Business to Support Allcargo's India Focused Growth

Presence at Key Container Ports

- Being one of the largest CFS operators in India, Allcargo is the only company with significant presence at key container ports of the country, viz JNPT, Chennai and Mundra, a new CFS at Kolkata port is expected to be operational soon
- These ports are in proximity to main industrial hubs, carry majority of the volumes and are preferred choice for customers because of their strategic location
- They collectively handle around 75% of total container traffic of India

Ability to Scale and Expand

- Opened a new CFS in Mundra on asset light model focusing on exports
- Only part of land at 2nd CFS at JNPT has been developed, offering opportunity to increase as demand picks up
- Land bank of more than 200 acres across 3 strategic locations viz Hyderabad, Bangalore and Nagpur

Owned Fleet

- Owned fleet of trailers, RTGs, reach stackers and forklifts to support transportation of containers between CFS and port; and movement within CFS, proving a unique differentiator
- Timely transportation supports incremental revenue

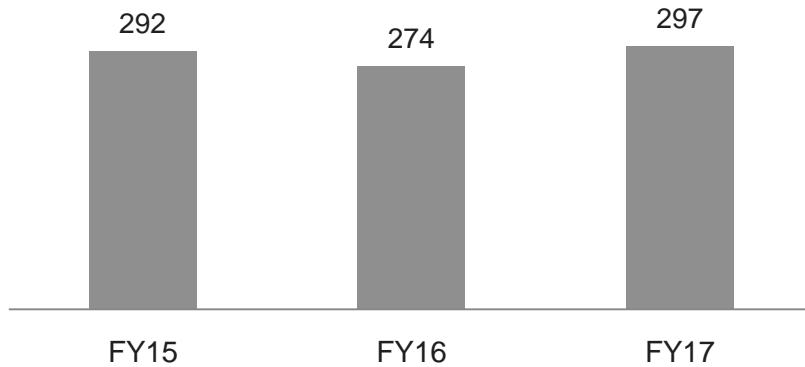
Synergies from MTO Business

- Allcargo operates its business model with unique synergies between MTO and CFS business
- Allcargo leases container space with major shipping companies for its clients in MTO segment and on other hand, it gets clients of CFS segment from the same shipping companies

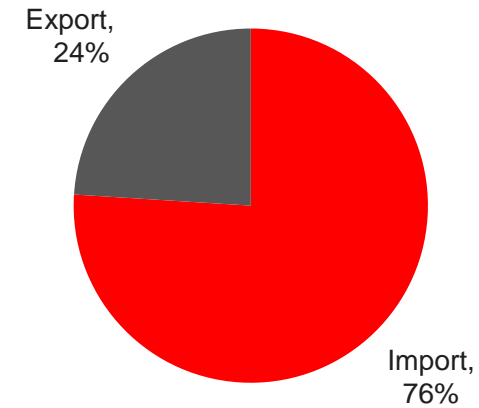


CFS Business Volumes and Financials

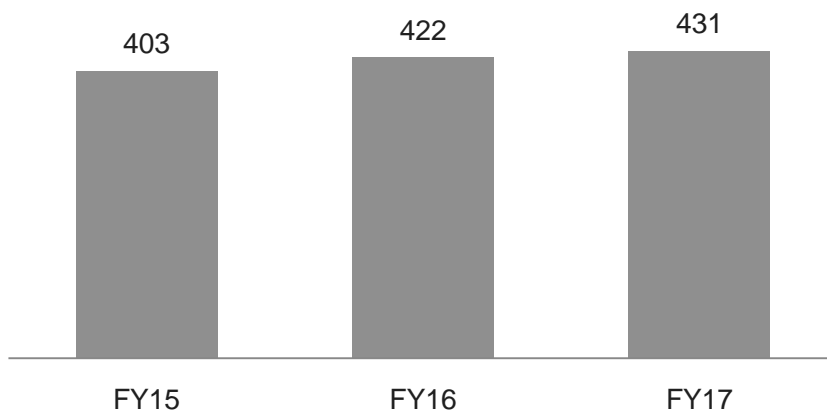
Volumes (000's TEUs)¹



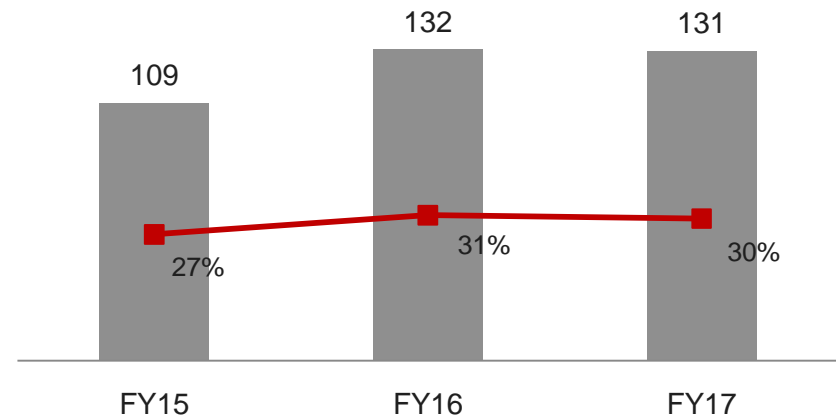
Import - Export Mix – FY17²



Revenues¹ (INR Cr)



EBIT and Margin¹ (INR Cr)



¹Figures for FY17 and FY16 as per Ind AS and excludes figures for ICDs, Figures for FY15 as per I GAAP; ²For all CFS and ICD facilities



Focus on Contract Logistics

- Company has strengthened its position into contract logistics through 62% stake acquisition in Avvashya CCI (ACCI)
- ACCI focuses on managing contract logistics for key clients in Chemicals, Auto, Pharma and Retail sectors
- The business model of contract logistics will be asset light, hence return ratios would be accretive
- The segment of contract logistics is a potentially a very scalable model across the value chain
- Contract logistics is likely to witness strong momentum due to implementation of GST



Project and Engineering Solutions



P&E's Strong Long Term Growth Opportunity

- Infrastructure led growth especially in sectors like power, oil & gas, cement and steel – expected to increase demand for specialized transport solutions
- Government focusing and incentivizing on shifting cargo carried by rail and road to coastal shipping and inland waterways
- Government plans to take wind energy generation to 60,000 MW in the next 5 years from around 20,000 MW currently. Government also plans to have 100,000 MW of solar power capacity by 2022
- Government plans to set up 5 new Ultra Mega Power Projects, each of 4,000MW
- US\$ 45 Billion is expected to be spent oil & gas sector in India in next few years
- India's cement demand is expected to reach 550-600 Million Tonnes Per Annum (MTPA) by 2025. To meet this demand, cement companies are expected to add 56 MT capacity over the next three years
- India's steel sector is expected to grow from 91 Mn tons in 2015 to 300 Mn tons by 2025
- Currently metro rails are fully operational in only 2 cities of the 53 Indian cities with a population of more than one Million. Almost all the state capitals are having plans to build metro railways
- Significant capex expected not only on Greenfield projects, but also on repairs & maintenance, and transmission & distribution
- Demand for world-class quality supply chains to handle project cargo - expected to increase significantly



P&E Business to be the Game Changer with Expected Revival in Infrastructure Spending

Integrated Logistics Solutions

- P&E division combines equipment leasing, project movement and coastal shipping
- Allcargo focusing on providing integrated logistics solutions to clients through above businesses, and also harnessing synergies from MTO and CFS verticals
- Planning to build niche business offering translating into customer stickiness and higher margins

Diverse Fleet of Equipments & Customer Diversification

- A diverse fleet of over 800 equipment including cranes, hydraulic axles, trailers, reach stackers, forklifts, prime movers, barges and coastal vessels
- Diversified customer base, representing some of major infrastructure sectors of Indian economy with long term strategic value

In-House R&M Capabilities and Technological Support Systems

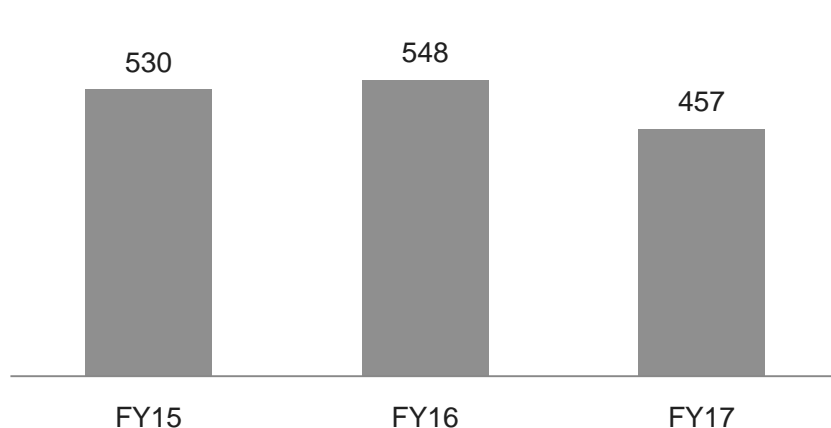
- Allcargo has developed in-house repairs and maintenance (R&M) division to efficiently manage all types of R&M of its fleets where-ever deployed
- All sites are closely knitted with On-line Real time web-based connectivity with integrated IT platforms including CRM (Marketing), EAM (Engineering & Operations) and FMS (Finance and Audit) with centralized HR software



P&E Financials and Fleet

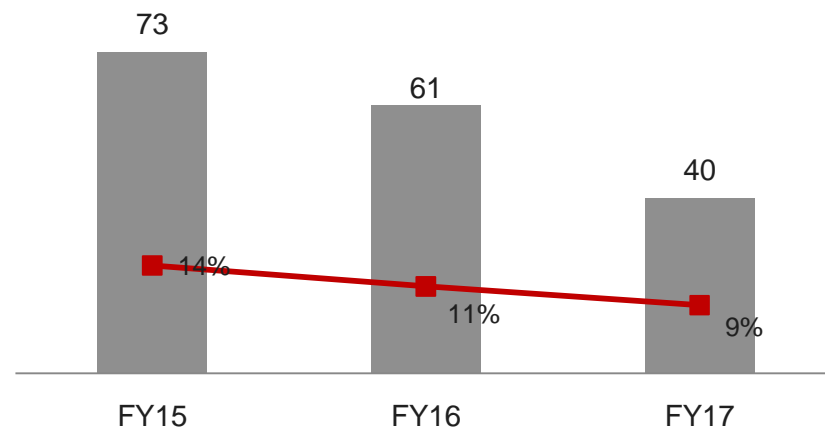
Revenues¹

(INR Cr)



EBIT and Margin¹

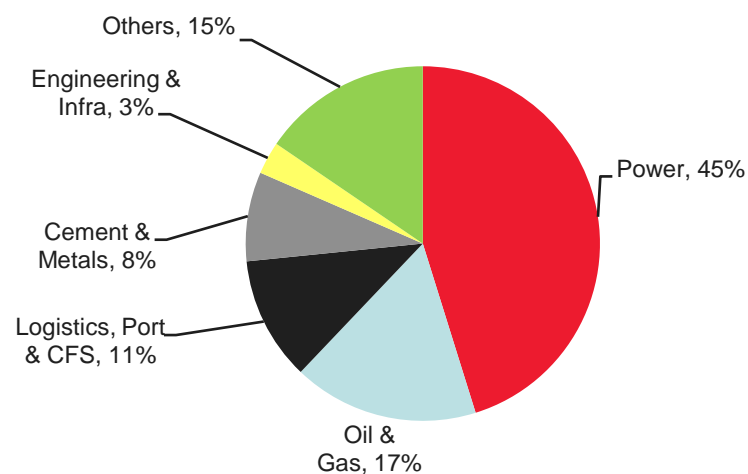
(INR Cr)



Fleet Strength

Equipment Type	As on 31 st March, 2017
Cranes	135
Trailers	394
Hydraulic Axles	201
Reach Stackers and Forklifts	48
Prime Mover	21
Ships	3
Others	5
Total	807

Industry Diversification (By Revenue) - FY 2017



¹Figures for FY17 and FY16 as per Ind AS, Figures for FY15 as per I GAAP

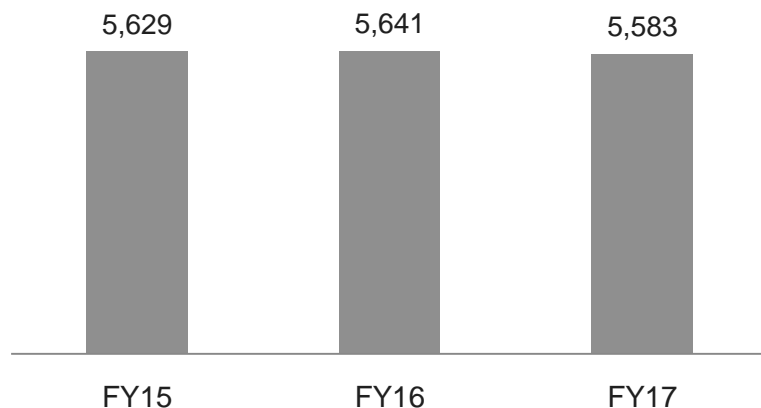


Financials and Shareholding

Consolidated Financials

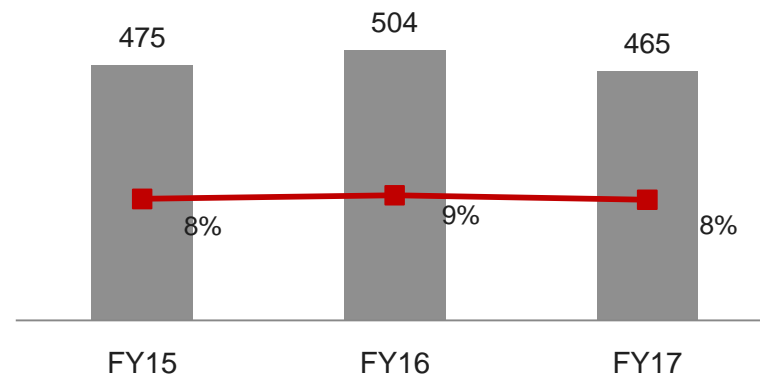
Consolidated Revenue¹

INR Cr



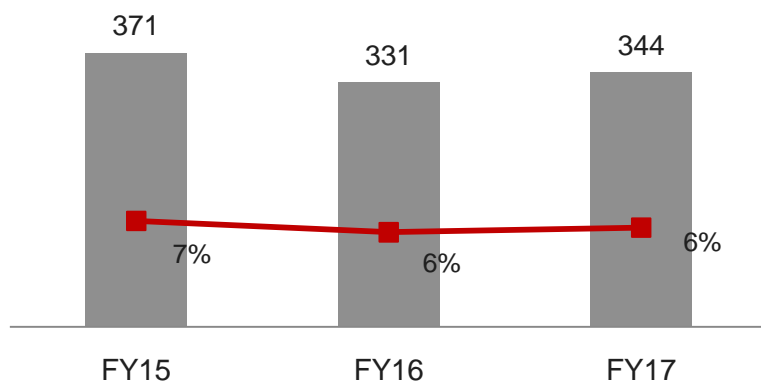
Consolidated EBITDA & Margin¹

INR Cr



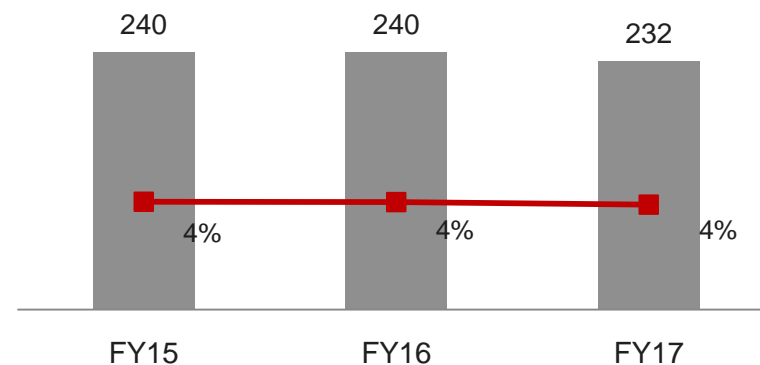
Consolidated EBIT & Margin¹

INR Cr



Consolidated PAT & Margin^{1,2}

INR Cr



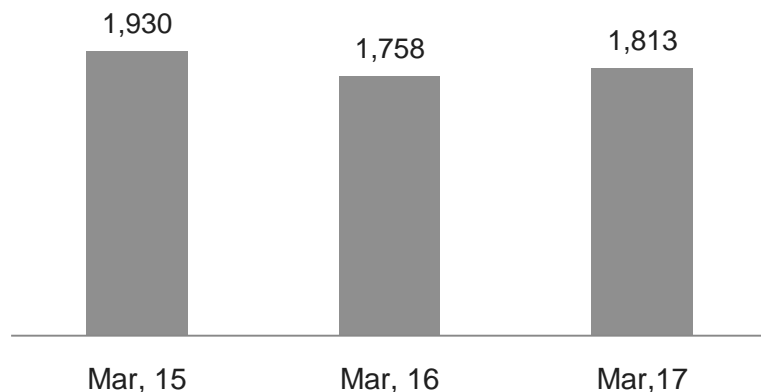
¹Figures for FY17 and FY16 as per Ind AS, Figures for FY15 as per I GAAP; ²After Minority Interest;



Consolidated Balance Sheet

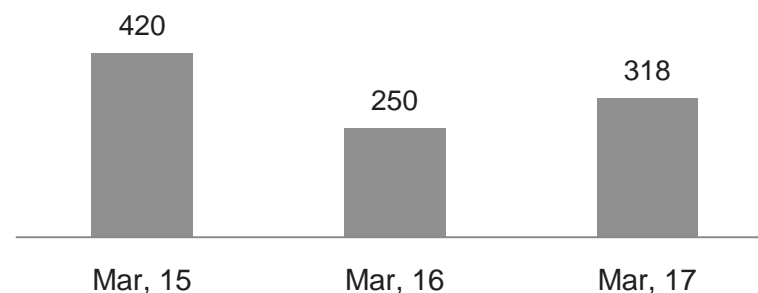
Consolidated Equity^{1,2}

INR Cr



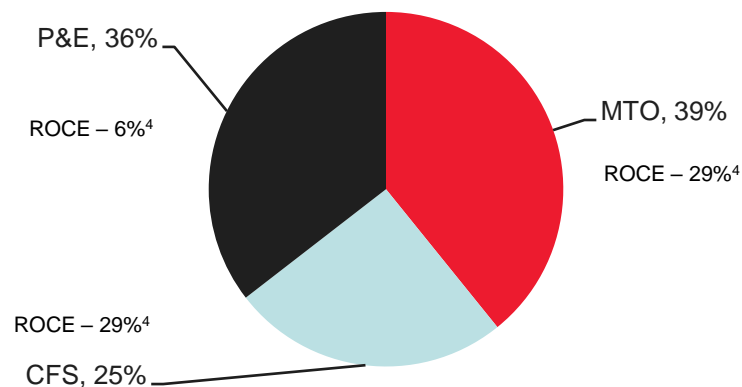
Consolidated Net Debt¹

INR Cr



Consolidated Capital Employed³

As on 31st March, 2017 Total - INR 2,330 Cr (ROCE – 15%⁴)



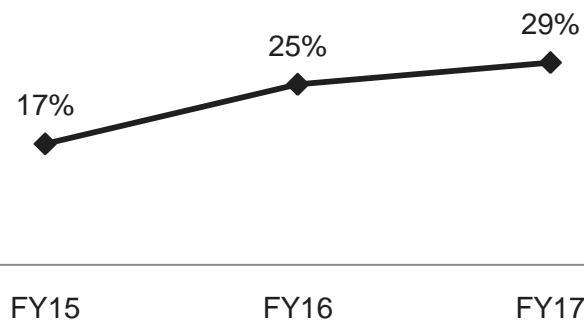
¹Figures for March,17 and March,16 as per Ind AS and figure for March,15 as per I GAAP; ²Consolidated Equity figure for March,15 as per I GAAP and is addition of shareholders funds + minority interest;

³ Breakdown Excluding Others & Unallocable, ⁴Capital Employed = Segment Assets – Segment Liabilities; ⁴ROCE calculated as EBIT / Closing Capital Employed

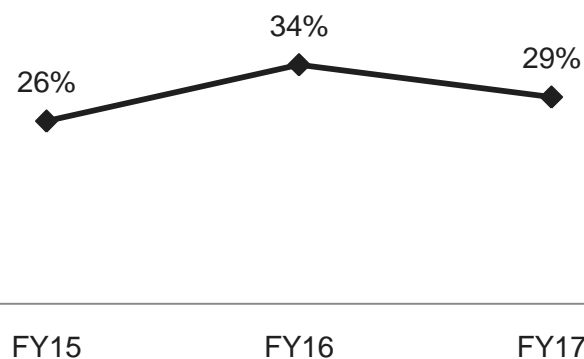


Segmental ROCE^{1,2}

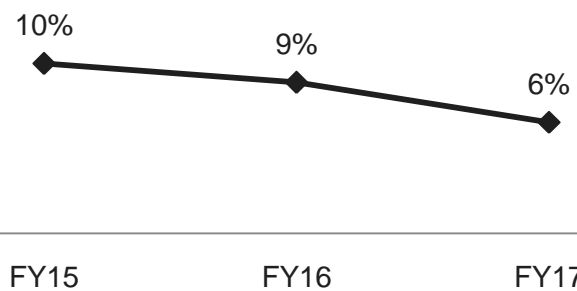
MTO



CFS



P&E

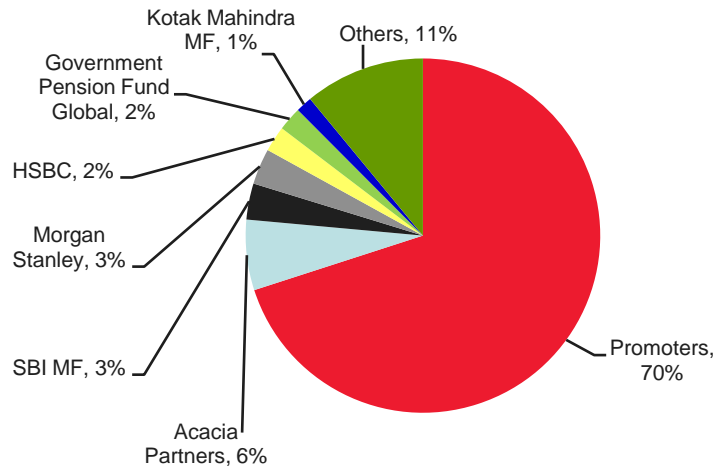


¹ROCE calculated as EBIT / Closing Capital Employed as per I GAAP for FY15; ²ROCE calculated as EBIT / Closing Capital Employed as per Ind AS for FY17 and FY16

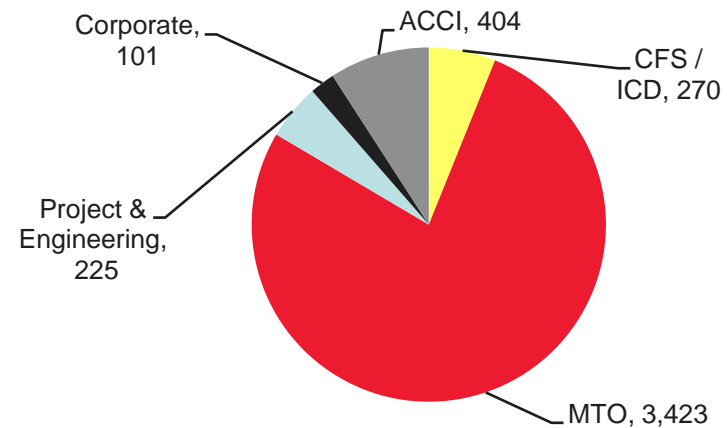


Shareholding and Employees


Shareholding Pattern - As on 19th May 2017



Employee Split – As on 31st March, 2017



- Listed on Bombay Stock Exchange and National Stock Exchange
- Constituent of BSE Mid Cap Index, CNX Nifty 500 Index and MSCI Global Small Cap Index
- Over 4,400 young and motivated workforce



Thank You!