

August 28, 2025

<b>To,</b> <b>BSE Limited</b> Phiroze Jeejeebhoy Towers, Dalal Street, Fort, Mumbai - 400 001 <b>BSE Scrip Code:</b> 532749	<b>To,</b> <b>National Stock Exchange of India Limited</b> Exchange Plaza, C-1, Block G Bandra Kurla Complex Bandra (East), Mumbai - 400 051 <b>NSE Symbol:</b> ALLCARGO
--	---

**Sub: Monthly Business Update**

Dear Sir/Madam,

In accordance with Securities and Exchange Board of India (Listing Obligations and Disclosure Requirements) Regulations, 2015 and Code of Practices and Procedures for Fair Disclosure of Unpublished Price Sensitive Information in terms of Regulation 8 of Securities and Exchange Board of India (Prohibition of Insider Trading) Regulations, 2015, we are enclosing herewith key business parameters for the month ended July 2025.

The given information is as per limited review by the Management. This is for the information of your members and the public at large.

The aforesaid information shall be made available on the Company's website at [www.allcargologistics.com](http://www.allcargologistics.com).

Kindly take the above on record.

Thanking you,

Yours faithfully,

For **Allcargo Logistics Limited**

**Swati Singh**  
**Company Secretary & Compliance Officer**  
**Membership No.: A20388**

**Encl: a/a**

---

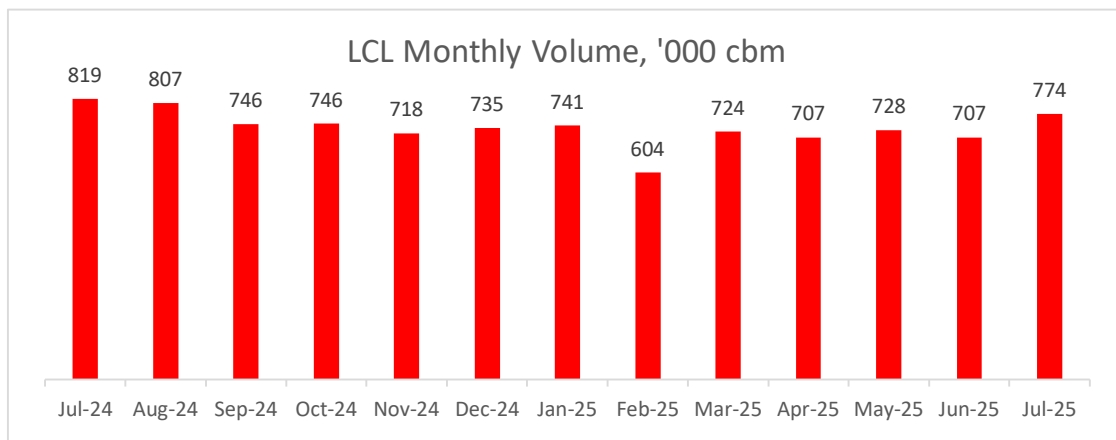
**ALLCARGO LOGISTICS LIMITED**

Allcargo House, 6<sup>th</sup> Floor, CST Road, Kalina, Santacruz (E), Mumbai - 400 098. Maharashtra. India.  
T: +91 22 6679 8110 | [www.allcargologistics.com](http://www.allcargologistics.com) | CIN: L63010MH2004PLC073508 | GSTN: 27AACCA2894D1ZS  
e-mail id: [investor.relations@allcargologistics.com](mailto:investor.relations@allcargologistics.com)

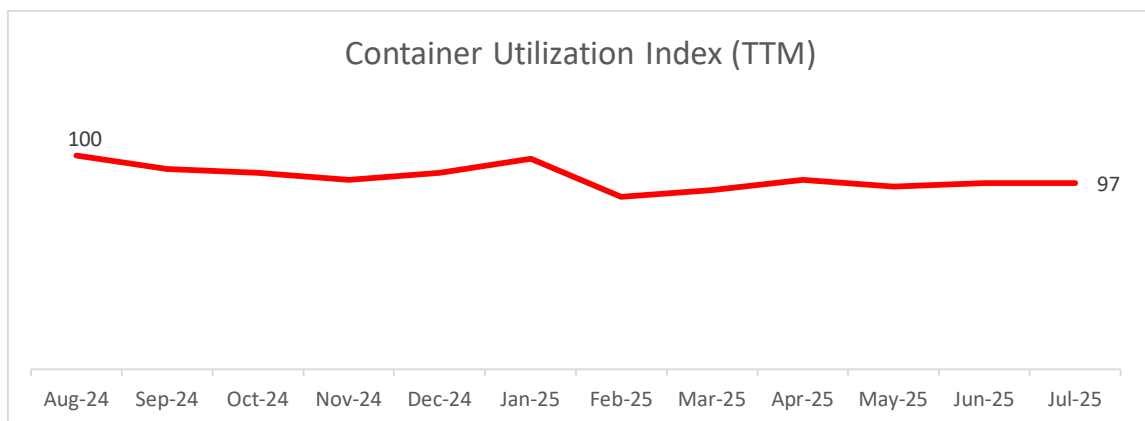
## Allcargo International Supply Chain (ISC) Monthly Operational Update

### LCL operations:

- LCL volume stood at 774'000 cubic meters for the month of July 2025, an increase of 10% over last month and a decline of 5% over last year.
- Global trade is expected to grow for the rest of the year, however it will be different across trade lanes and will be in a stop/go pattern in anticipation of tariffs.
- LCL volume witnessed a month-on-month increase across all major regions barring Middle East. A softening was witnessed over same period last year across most major regions except Latin America and Indian Subcontinent.

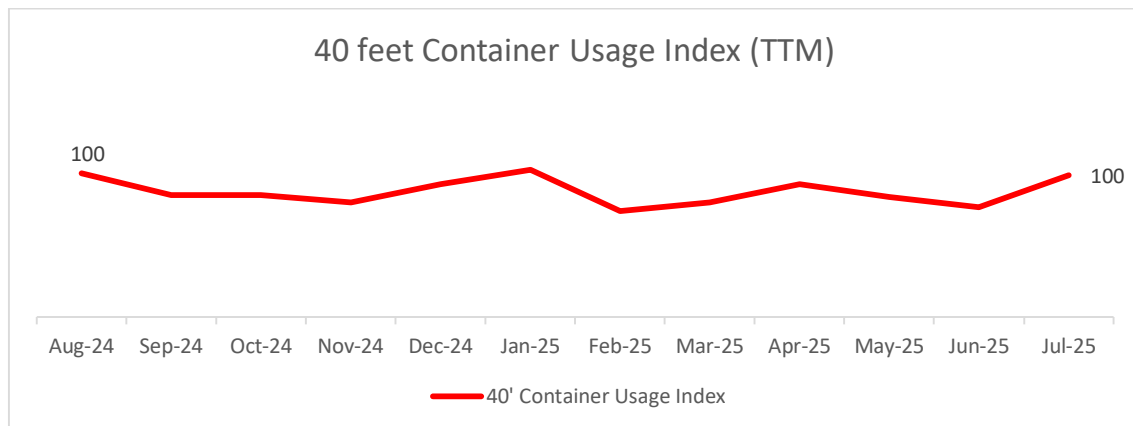


**Container utilization:** Container utilization has declined as compared to last year, in line with the volume.



Note: The Index shows Container utilization (Cbm/TEU) levels rebased as Aug 2024 = 100

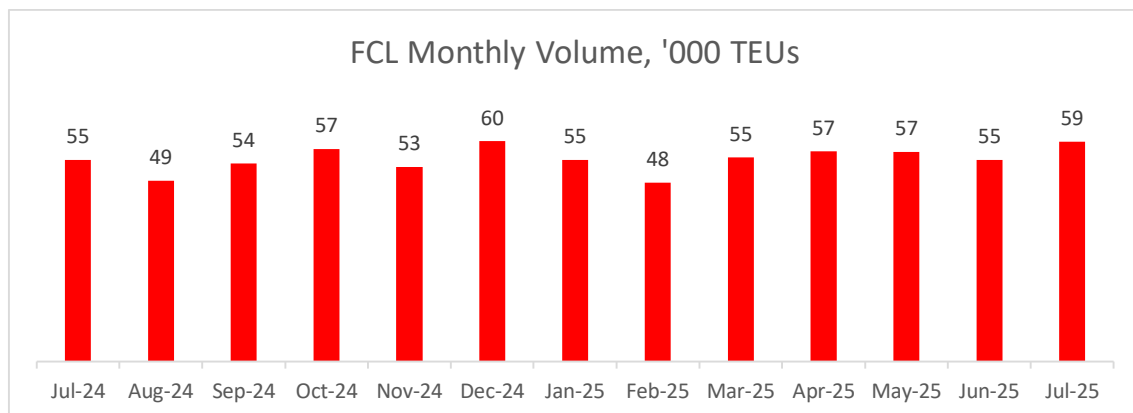
**40 feet ratio:** 40 feet container ratio has remained flat as compared to last year, there has been an uptick over last month in line with increase in volume.



Note: The Index shows 40 feet Container usage (number of 40 feet containers as % of total containers used) levels rebased as Aug 2024 = 100

#### FCL operations:

- FCL volume during the month of July 2025 stood 59,443 TEUs, an increase of 9% as compared to last month and last year.
- FCL volumes gained over last month in the regions of USA, Latin America, Asia Pacific, Middle East and China. It remained flat as compared to last month in the regions of India, Indian Subcontinent and Europe. As compared to last year the volume increased in the regions of Latin America, Asia Pacific, China, Middle East and India. A decline was witnessed in Europe.



#### Air operations:

- Air volume for the month of July 2025 stood at 3,690 tonnes. This represents a growth of 28% over last month and 46% over last year.
- Air volume witnessed month on month growth across all major regions barring North America and India. As compared to last year air volume witnessed growth across all major regions except India.

~Ends~