

May 29, 2025

To, BSE Limited Phiroze Jeejeebhoy Towers, Dalal Street, Fort, Mumbai - 400 001 BSE Scrip Code: 532749	To, National Stock Exchange of India Limited Exchange Plaza, C-1, Block G Bandra Kurla Complex Bandra (East), Mumbai - 400 051 NSE Symbol: ALLCARGO
--	---

Sub: Monthly Business Update

Dear Sir/Madam,

In accordance with Securities and Exchange Board of India (Listing Obligations and Disclosure Requirements) Regulations, 2015 and Code of Practices and Procedures for Fair Disclosure of Unpublished Price Sensitive Information in terms of Regulation 8 of Securities and Exchange Board of India (Prohibition of Insider Trading) Regulations, 2015, we are enclosing herewith key business parameters for the month ended April 2025.

The given information is as per limited review by the Management. This is for the information of your members and the public at large.

The aforesaid information shall be made available on the Company's website at www.allcargologistics.com.

Kindly take the above on record.

Thanking you,

Yours faithfully,

For **Allcargo Logistics Limited**

Swati Singh
Company Secretary & Compliance Officer
Membership No.: A20388

Encl: a/a

ALLCARGO LOGISTICS LIMITED

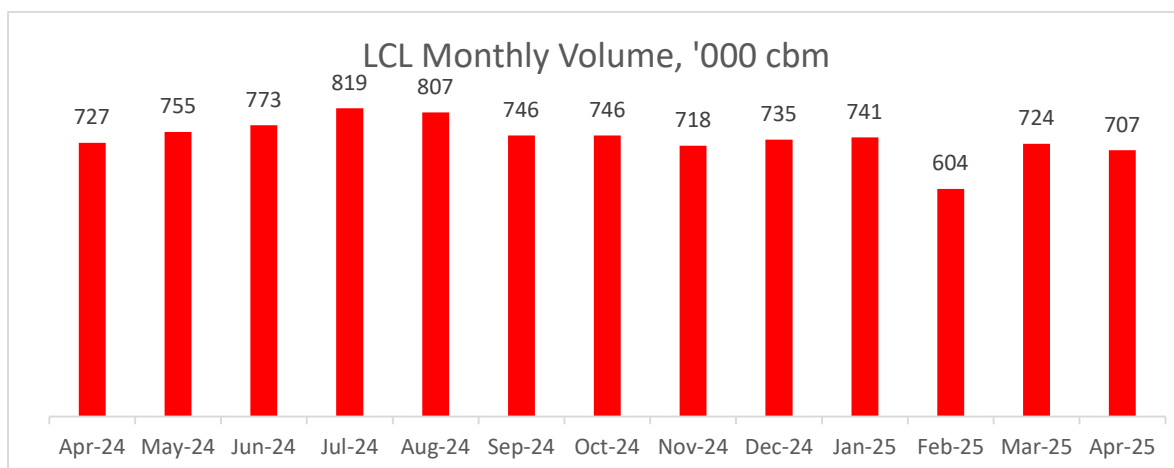
Allcargo House, 6th Floor, CST Road, Kalina, Santacruz (E), Mumbai - 400 098. Maharashtra. India.
T: +91 22 6679 8110 | www.allcargologistics.com | CIN: L63010MH2004PLC073508 | GSTN: 27AACCA2894D1ZS
e-mail id: investor.relations@allcargologistics.com

Allcargo International Supply Chain (ISC) Monthly Operational Update

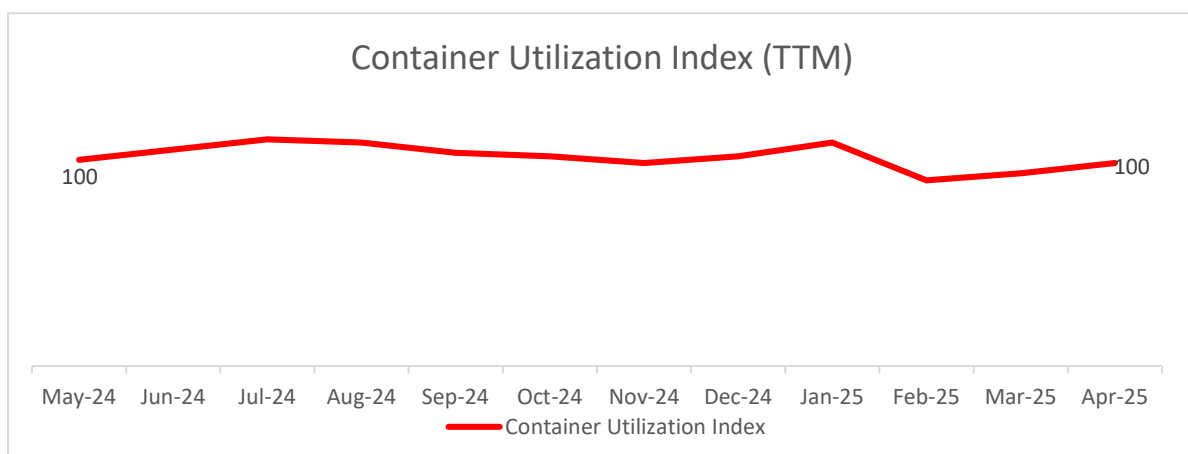
Despite the volatility due to tariff disruptions, we witnessed a growth of 16% YoY in FCL, 7% YoY in Air and marginal 2.5% YoY de-growth in LCL business during April 2025.

LCL operations:

- LCL volume stood at 707'000 cubic meters for the month of April 2025 as against 724'000 cubic meters during March 2025 and 727'000 cubic meters during same period last year.
- Overall, the market demand seems to have stabilized, however near-term volatility persists due to political uncertainties.
- There could be an increase in the freight rates on account of early peak season stocking in Europe due to ongoing routing around the Cape of Good Hope.
- LCL volume witnessed month on month decline in the regions of Latin America, Europe and Asia Pacific. Volume increased in North America vs last month. As compared to last year volumes declined in the regions of Europe, Asia Pacific and Indian Subcontinent and increased in Latin America.

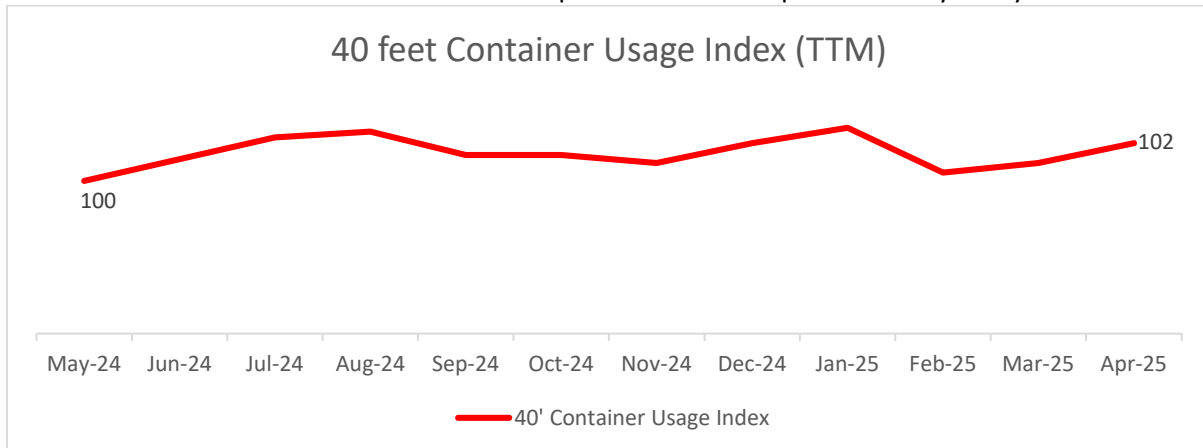


Container utilization: Container utilization remains flat as compared to last year.



Note: The Index shows Container utilization (Cbm/TEU) levels rebased as May 2024 = 100

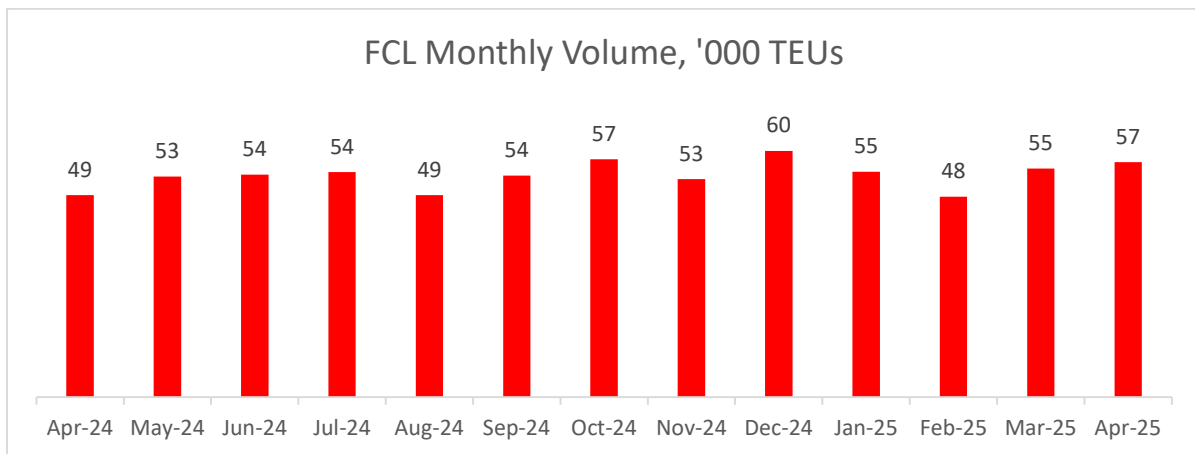
40 feet ratio: 40 feet container ratio shows improvement as compared to last year by 2%.



Note: The Index shows 40 feet Container usage (number of 40 feet containers as % of total containers used) levels rebased as May 2024 = 100

FCL operations:

- FCL volume during the month of April 2025 stood at 56,833 TEUs. This represents a growth of 16% as compared to the last year and 3% as compared to previous month.
- FCL volume witnessed year on year increase in North America, Latin America, Europe and Asia Pacific.



Air operations:

- Air volume for the month of April 2025 stood at 2,723'000 kilos as compared to 4,171'000 in March 2025 and kilos as compared to 2,545'000 kilos in April 2024. This represents a degrowth of 35% over last month and a growth of 7% over last year.
- Air volume witnessed year on year growth in North America, Latin America, Asia Pacific, India and Indian Subcontinent. A decline was witnessed vs last year in the regions of Europe, Middle East and China.

~Ends~