

February 13, 2016

| | |
|--------------------------------------------------------------------------------------------------------------------------------------------------------------------------------------------------------------------------------------------------------------------------------------------------------------------------------|---------------------------------------------------------------------------------------------------------------------------------------------------------------------------------------------------------------------------------------------------------------------------------------------------------------------------------------------------------------------------------------------------|
| Department of Corporate Services BSE Ltd. Phiroze Jeejeebhoy Towers, Dalal Street, Fort, Mumbai – 400 001 Telephone: 2272 8013/8015/8058/8307 Fax: 2272 2037/39/41/3121/3719 Email: corp.relations@bseindia.com BSE Scrip Code: 532749 | The Listing Department National Stock Exchange of India Ltd. Exchange Plaza, C-1, Block G Bandra Kurla Complex, Bandra (East), Mumbai – 400 051. Telephone: 2659 82 35/8236/8458 Fax: 2659 8237/38/ 6641 8124/25 Email: cm1ist@nse.co.in / neaps@nse.co.in NSE Symbol: ALLCARGO |
|--------------------------------------------------------------------------------------------------------------------------------------------------------------------------------------------------------------------------------------------------------------------------------------------------------------------------------|---------------------------------------------------------------------------------------------------------------------------------------------------------------------------------------------------------------------------------------------------------------------------------------------------------------------------------------------------------------------------------------------------|

Dear Sir/ Madam,

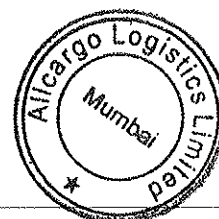
Sub.: Outcome of Board Meeting

Pursuant to applicable provisions of the Securities and Exchange Board of India (Listing Obligations and Disclosure Requirements) Regulations, 2015 ("Listing Regulations"), we wish to inform you that the Board of Directors of the Company at its meeting held today i.e. February 13, 2016 has *inter-alia*, considered and approved the following:

1. Un-audited Standalone and Consolidated Financial Results of the Company for the third quarter and nine months ended December 31, 2015 duly reviewed by the Audit Committee and the Statutory Auditors of the Company in accordance with Regulation 33 of the Listing Regulations.

Copies of the approved Un-audited Standalone and Consolidated Financial Results along with the Limited Review Report of Statutory Auditors thereon are enclosed herewith.

2. With a view to consolidate the CFS business, the Company has decided to acquire the Container Freight Station Business Undertaking of Transindia Logistic Park Private Limited (a wholly owned subsidiary of the Company) on a slump sale basis subject to determination of valuation by an independent valuer and receipt of necessary statutory and regulatory approvals.
3. With a view to achieve significant presence in the Contract Logistics and E-Commerce Logistics business the Board of Directors of the Company approved in-principle acquisition of a controlling stake in CCI Integrated Logistics Private Limited ('CCI'). To integrate such activities of the Company it is further proposed to transfer the business of Freight Forwarding and Contract Logistics of the Company and that of Hindustan Cargo Limited, a wholly owned subsidiary of the Company, to CCI subject to determination of valuation by an independent valuer and receipt of necessary statutory, regulatory and Shareholders approvals.





4. Resignation of Mr. Akhilesh Gupta as Nominee Director of Blackstone GPV Capital Partners (Mauritius) on the Board of the Company with immediate effect.
5. Raising of funds up to INR 300 Crore by issue of Permitted Securities, subject to obtaining necessary statutory, regulatory and Shareholders approvals. The Board of Directors has constituted a Committee to decide and implement the borrowing plan of the Company viz. issue of type of securities, amount of securities, price of securities, other terms and conditions governing such issue of securities etc.

The meeting commenced at 1.00 p.m. and concluded at 6.45 p.m.

Kindly acknowledge the receipt and take on record the above information.

Thanking you,
Yours faithfully,
For Allcargo Logistics Limited


Shailesh Dholakia
Company Secretary &
Compliance Officer



Encl.: As above


S.R. Batliboi & Associates LLP
Chartered Accountants
14th Floor, The Ruby
29, Senapati Bapat Marg
Dadar (West)
Mumbai - 400 028 India
Board: (91-22) 6192 0000
Fax : (91-22) 6192 1000

Appan & Lokhandwala Associates
Chartered Accountants
402, Shiv – Ashish, Plot no.10,
19 Road Chembur
Mumbai - 400 071 India
Ph : (91-22) 6117 7601

Review Report to
The Board of Directors
Allcargo Logistics Limited

1. We S.R. Batliboi and Associates LLP and Appan & Lokhandwala Associates, Chartered Accountants (collectively the 'joint auditors'), have reviewed the accompanying statement of unaudited financial results of Allcargo Logistics Limited (the 'Company') for the quarter and nine months ended December 31, 2015 (the 'Statement'). This Statement is the responsibility of the Company's management and has been approved by the Board of Directors. Our responsibility is to issue a report on the Statement based on our review.
2. We conducted our review in accordance with the Standard on Review Engagements (SRE) 2410, Review of Interim Financial Information Performed by the Independent Auditor of the Entity issued by the Institute of Chartered Accountants of India. This standard requires that we plan and perform the review to obtain moderate assurance as to whether the Statement is free of material misstatement. A review is limited primarily to inquiries of company personnel and analytical procedures applied to financial data and thus provides less assurance than an audit. We have not performed an audit and accordingly, we do not express an audit opinion.
3. Based on our review conducted as above, nothing has come to our attention that causes us to believe that the accompanying Statement prepared in accordance with applicable accounting standards and other recognised accounting practices and policies has not disclosed the information required to be disclosed in terms of Regulation 33 of the Securities and Exchange Board of India (Listing Obligations and Disclosure Requirements) Regulations, 2015 including the manner in which it is to be disclosed, or that it contains any material misstatement.

For S. R. Batliboi & Associates LLP
ICAI Firm registration number: 101049W
Chartered Accountants




per Kalpesh Jain
Partner
Membership No.:106406

Mumbai
February 13, 2016




For Appan and Lokhandwala Associates
ICAI Firm registration number: 117040W
Chartered Accountants



per M. Subramanian
Partner
Membership No.:111106

Mumbai
February 13, 2016





STATEMENT OF STANDALONE UNAUDITED FINANCIAL RESULTS FOR THE QUARTER AND NINE MONTHS ENDED DECEMBER 31, 2015


| | | | | | | | (Rs. in Lacs) |
|---------|----------------------------------------------------------------------------------------------|---------------|-------------|-------------|-------------------|-------------|---------------|
| | Particulars | Quarter ended | | | Nine months ended | | Year ended |
| | | 31:12:2015 | 30:09:2015 | 31:12:2014 | 31:12:2015 | 31:12:2014 | 31:03:2015 |
| | | (Unaudited) | (Unaudited) | (Unaudited) | (Unaudited) | (Unaudited) | (Audited) |
| 1 | Income from Operations | | | | | | |
| (a) | Income from operations | 29,527 | 30,254 | 28,729 | 89,809 | 82,760 | 111,724 |
| (b) | Other Operating Income | 533 | 373 | 590 | 1,343 | 1,568 | 2,041 |
| | Total Income from Operations (net) | 30,060 | 30,627 | 29,319 | 91,152 | 84,328 | 113,765 |
| 2 | Expenses | | | | | | |
| (a) | Operating expenses | 19,223 | 19,748 | 18,784 | 57,969 | 54,920 | 74,011 |
| (b) | Employee benefits expense | 2,648 | 2,687 | 2,259 | 8,054 | 6,410 | 8,319 |
| (c) | Depreciation and amortisation expense | 2,491 | 2,612 | 2,692 | 7,596 | 8,465 | 11,086 |
| (d) | Other expenses | 2,135 | 2,168 | 2,065 | 6,353 | 5,635 | 7,782 |
| (e) | Provision for doubtful debts | 164 | (383) | 190 | 212 | 410 | 375 |
| | Total Expenses | 26,661 | 26,832 | 26,990 | 80,184 | 75,840 | 101,573 |
| 3 | Profit from operations before other income, finance costs and exceptional items (1-2) | 3,399 | 3,795 | 3,329 | 10,968 | 8,488 | 12,192 |
| 4 | Other income | 999 | 538 | 962 | 2,089 | 3,336 | 4,156 |
| 5 | Profit from ordinary activities before finance costs and exceptional items (3 + 4) | 4,398 | 4,333 | 4,291 | 13,057 | 11,824 | 16,348 |
| 6 | Finance costs | 616 | 637 | 905 | 1,943 | 3,020 | 3,800 |
| 7 | Profit from ordinary activities after finance costs but before exceptional items (5 - 6) | 3,782 | 3,696 | 3,386 | 11,114 | 8,804 | 12,548 |
| 8 | Exceptional items | - | - | - | - | - | - |
| 9 | Profit from ordinary activities before tax (7 ± 8) | 3,782 | 3,696 | 3,386 | 11,114 | 8,804 | 12,548 |
| 10 | Tax expense | | | | | | |
| - | Current tax | 973 | 935 | 747 | 3,030 | 1,963 | 2,743 |
| - | Deferred tax | (337) | (345) | 214 | (1,088) | 63 | 444 |
| - | MAT Entitlement (Current year) | - | - | 31 | - | (315) | (537) |
| - | (Previous year) | - | - | - | - | - | 149 |
| 11 | Net profit from ordinary activities after tax (9 ± 10) | 3,146 | 3,106 | 2,394 | 9,172 | 7,093 | 9,749 |
| 12 | Extraordinary items | - | - | - | - | - | - |
| 13 | Net profit for the period (11 ± 12) | 3,146 | 3,106 | 2,394 | 9,172 | 7,093 | 9,749 |
| 14 | Paid-up equity share capital (Face value of Rs. 2 each) | 2,521 | 2,521 | 2,521 | 2,521 | 2,521 | 2,521 |
| 15 | Reserves excluding Revaluation Reserves as per balance sheet of previous accounting year | | | | | | 119,066 |
| 16 (i) | Earnings Per Share (before extraordinary items) (Face value of Rs. 2 each) (not annualised): | | | | | | |
| (a) | Basic | 1.25 | 1.23 | 0.95 | 3.64 | 2.80 | 3.87 |
| (b) | Diluted | 1.25 | 1.23 | 0.95 | 3.64 | 2.80 | 3.87 |
| 16 (ii) | Earnings Per Share (after extraordinary items) (Face value of Rs. 2 each) (not annualised): | | | | | | |
| (a) | Basic | 1.25 | 1.23 | 0.95 | 3.64 | 2.80 | 3.87 |
| (b) | Diluted | 1.25 | 1.23 | 0.95 | 3.64 | 2.80 | 3.87 |

See accompanying notes to the statement of standalone unaudited financial results.

FOR AND ON BEHALF OF THE BOARD
FOR ALLCARGO LOGISTICS LIMITED

SHASHI KIRAN SHETTY
CHAIRMAN & MANAGING DIRECTOR
(DIN:00012754)
PLACE: MUMBAI
DATE: FEBRUARY 13, 2016

SIGNED FOR IDENTIFICATION
BY
S.R. BATLIBOI & ASSOCIATES LLP
MUMBAI



SEGMENTWISE REVENUE, RESULTS AND CAPITAL EMPLOYED FOR THE QUARTER AND NINE MONTHS ENDED DECEMBER 31, 2015

(Rs. in Lacs)

| Sr.No | Particulars | Quarter ended | | | Nine months ended | | Year ended |
|-------|---------------------------------------------------------------------|---------------------------|---------------------------|---------------------------|---------------------------|---------------------------|-------------------------|
| | | 31.12.2015 (Unaudited) | 30.09.2015 (Unaudited) | 31.12.2014 (Unaudited) | 31.12.2015 (Unaudited) | 31.12.2014 (Unaudited) | 31.03.2015 (Audited) |
| 1 | Segment Revenue | | | | | | |
| | a. Multimodal Transport Operations | 9,874 | 10,884 | 9,065 | 31,326 | 27,498 | 36,737 |
| | b. Container Freight Station Operations | 8,725 | 8,512 | 8,606 | 25,620 | 24,328 | 32,080 |
| | c. Project and Engineering Solutions | 11,353 | 11,268 | 11,602 | 34,307 | 32,690 | 45,655 |
| | d. Others and unallocated | 1,093 | 842 | 932 | 2,696 | 2,415 | 3,113 |
| | less: Inter Segment Revenue | (985) | (879) | (886) | (2,797) | (2,603) | (3,820) |
| | Net Income from operations | 30,060 | 30,627 | 29,319 | 91,152 | 84,328 | 113,765 |
| 2 | Segment Results | | | | | | |
| | a. Multimodal Transport Operations | 462 | 662 | 456 | 1,791 | 1,262 | 1,716 |
| | b. Container Freight Station Operations* | 3,053 | 2,773 | 2,836 | 8,453 | 7,680 | 9,714 |
| | c. Project and Engineering Solutions* | 1,297 | 2,067 | 1,677 | 5,269 | 4,183 | 7,150 |
| | d. Others | 20 | (7) | 56 | 33 | 151 | 152 |
| | Total | 4,832 | 5,495 | 5,025 | 15,546 | 13,276 | 18,732 |
| | Less | | | | | | |
| | i. Finance costs | (616) | (637) | (905) | (1,943) | (3,020) | (3,800) |
| | ii. Other unallocable expenditure net off | (1,433) | (1,700) | (1,191) | (4,578) | (3,140) | (4,310) |
| | Add | | | | | | |
| | i. Other unallocable income | 999 | 538 | 457 | 2,089 | 1,688 | 1,926 |
| | Profit before tax and exceptional items | 3,782 | 3,696 | 3,386 | 11,114 | 8,804 | 12,548 |
| 3 | Capital Employed | | | | | | |
| | a. Multimodal Transport Operations | 1,539 | 1,983 | 1,849 | 1,539 | 1,849 | 1,767 |
| | b. Container Freight Station Operations | 20,167 | 18,396 | 19,835 | 20,167 | 19,835 | 18,882 |
| | c. Project and Engineering Solutions | 62,713 | 64,158 | 69,621 | 62,713 | 69,621 | 69,032 |
| | d. Others | 3,908 | 3,712 | 3,279 | 3,908 | 3,279 | 3,315 |
| | Total Capital employed in segments | 88,327 | 88,249 | 94,584 | 88,327 | 94,584 | 92,996 |
| | Add | | | | | | |
| | Unallocable Corporate assets less Unallocable Corporate liabilities | 77,331 | 77,839 | 76,393 | 77,331 | 76,393 | 73,636 |
| | Total Capital employed in the Company | 165,658 | 166,088 | 170,977 | 165,658 | 170,977 | 166,632 |

* Includes realised gains on cancellation / settlement of derivative contracts entered to hedge liabilities arising on acquisition of segmental assets.

Notes on Segment Information:-

- Segment Revenue, Results and Capital Employed figures represent amounts identifiable to each of the operating segments. Other 'unallocable expenditure' as well as 'unallocable income' include income / expenses on common services not directly identifiable to individual segments. Corporate expenses, interest / dividend and other incomes.

Capital employed in the Company as at December 31, 2015, September 30, 2015, December 31, 2014 and March 31, 2015 includes Share Capital, Reserves and Surplus, Borrowings and Deferred Tax liabilities.


Unallocated corporate assets less corporate liabilities mainly represents investments, loans and advances net of corporate liabilities.

- Previous quarters / period and year figures have been re-grouped / restated wherever necessary to conform to the current quarter / periods' classification.

FOR AND ON BEHALF OF THE BOARD
FOR ALL CARGO LOGISTICS LIMITED

SHASHI KIRAN SHETTY
CHAIRMAN & MANAGING DIRECTOR
(DIN:00012754)
PLACE: MUMBAI
DATE: FEBRUARY 13, 2016

SIGNED FOR IDENTIFICATION
BY
S/R. BATLIBOI & ASSOCIATES LLP
MUMBAI




S.R. Batliboi & Associates LLP
Chartered Accountants
14th Floor, The Ruby
29, Senapati Bapat Marg
Dadar (West)
Mumbai - 400 028 India
Board: (91-22) 6192 0000
Fax : (91-22) 6192 1000

Appan & Lokhandwala Associates
Chartered Accountants
402, Shiv – Ashish, Plot no.10,
19 Road Chembur
Mumbai - 400 071 India
Ph : (91-22) 6117 7601

Review Report to
The Board of Directors
Allcargo Logistics Limited

1. We S.R. Batliboi and Associates LLP ('SRB') and Appan & Lokhandwala Associates ('ALA'), Chartered Accountants (collectively the 'joint auditors'), have reviewed the accompanying statement of unaudited consolidated financial results of Allcargo Logistics Limited Group comprising Allcargo Logistics Limited (the 'Company') and its subsidiaries, joint ventures and associates (together, the 'Group'), for the quarter and nine months ended December 31, 2015 (the 'Statement'), being submitted by the Company pursuant to the requirement of Regulation 33 of the Securities and Exchange Board of India (Listing Obligation and Disclosure Requirements) Regulations, 2015 (the 'Regulations'). This Statement is the responsibility of the Company's management and has been approved by the Board of Directors. Our responsibility is to issue a report on the Statement based on our review.
2. We conducted our review in accordance with the Standard on Review Engagements (SRE) 2410, Review of Interim Financial Information Performed by the Independent Auditor of the Entity issued by the Institute of Chartered Accountants of India. This standard requires that we plan and perform the review to obtain moderate assurance as to whether the Statement is free of material misstatement. A review is limited primarily to inquiries of company personnel and analytical procedures applied to financial data and thus provides less assurance than an audit. We have not performed an audit and accordingly, we do not express an audit opinion.
3. Figures for the corresponding quarter and nine months ended December 31, 2014 and figures for the previous quarter ended September 30, 2015 have not been reviewed by us.
4. We did not review revenues of Rs.101,352 lacs and Rs.330,618 lacs for the quarter and nine months ended December 31, 2015, respectively and assets of Rs.188,183 lacs as at December 31, 2015, included in the accompanying unaudited consolidated financial results relating to one hundred and six subsidiaries and two joint ventures whose financial information have been reviewed by other auditors and whose reports have been furnished to us. We also did not review the financial information of four associates in relation to whom the Group has recognised Rs.105 lacs and Rs.286 lacs as its share of profits for the quarter and nine months ended December 31, 2015 respectively. Our conclusion on the unaudited quarterly financial results, in so far as it relates to such subsidiaries, associates and joint ventures is based solely on the reports of the other auditors.
5. Financial information of four subsidiaries in relation to whom the Group has recognised revenues of Rs.5,103 lacs and Rs.14,663 lacs for the quarter and nine months ended December 31, 2015, respectively and assets of Rs.36,291 lacs as at December 31, 2015, in the accompanying unaudited consolidated financial results have been reviewed by ALA and whose reports have been furnished to SRB.
6. We did not review the financial information of eight subsidiaries and one joint venture whose financial information reflects total assets of Rs.4,954 lacs as at December 31, 2015 and total revenues of Rs.103 lacs and Rs.278 lacs for the quarter and nine months ended December 31, 2015, respectively. We also did not review the financial information of an associate in relation to whom the Group has recognised Rs.50 lacs and Rs.130 lacs as its share of profits for the quarter and nine months ended December 31, 2015 respectively. The financial information relating to these subsidiaries, an associate are un-reviewed and have been furnished to us by the Management.



7. Based on our review conducted as above and on consideration of reports of other auditors on the unaudited separate quarterly financial results and on the other financial information of the components, nothing has come to our attention that causes us to believe that the accompanying Statement prepared in accordance with applicable accounting standards and other recognised accounting practices and policies has not disclosed the information required to be disclosed in terms of the Regulations including the manner in which it is to be disclosed, or that it contains any material misstatement.

For S. R. Batliboi & Associates LLP
ICAI Firm registration number: 101049W
Chartered Accountants

Kalpesh Jain

per Kalpesh Jain
Partner
Membership No.:106406


Mumbai
February 13, 2016



For Appan and Lokhandwala Associates
ICAI Firm registration number: 117040W
Chartered Accountants

M. Subramanian
per M. Subramanian
Partner
Membership No.:111106

Mumbai
February 13, 2016




STATEMENT OF CONSOLIDATED UNAUDITED FINANCIAL RESULTS FOR THE QUARTER AND NINE MONTHS ENDED DECEMBER 31, 2015


| | | Quarter ended | | | Nine months ended | | Year ended |
|---------|----------------------------------------------------------------------------------------------|---------------|-------------|-------------|-------------------|-------------|------------|
| | | 31.12.2015 | 30.09.2015 | 31.12.2014 | 31.12.2015 | 31.12.2014 | 31.03.2015 |
| | | (Unaudited) | (Unaudited) | (Unaudited) | (Unaudited) | (Unaudited) | (Audited) |
| 1 | Income from operations | | | | | | |
| (a) | Income from operations | 133,648 | 146,516 | 143,003 | 427,803 | 421,002 | 561,801 |
| (b) | Other operating income | 272 | 296 | 166 | 795 | 568 | 1,079 |
| | Total income from operations (net) | 133,920 | 146,812 | 143,169 | 428,598 | 421,570 | 562,880 |
| 2 | Expenses | | | | | | |
| (a) | Operating expenses | 87,133 | 100,158 | 98,932 | 289,315 | 294,401 | 393,805 |
| (b) | Employee benefits expense | 23,238 | 23,259 | 21,958 | 69,075 | 63,754 | 85,656 |
| (c) | Depreciation and amortisation expense | 3,860 | 4,218 | 3,721 | 11,701 | 11,898 | 15,737 |
| (d) | Other expenses | 11,444 | 9,391 | 8,693 | 29,766 | 25,498 | 34,719 |
| (e) | Provision for doubtful debts | 388 | (99) | 337 | 781 | 1,047 | 1,163 |
| | Total expenses | 126,063 | 136,927 | 133,641 | 400,638 | 396,598 | 531,080 |
| 3 | Profit from operations before other income, finance costs and exceptional items (1-2) | 7,857 | 9,885 | 9,528 | 27,960 | 24,972 | 31,800 |
| 4 | Other income | 980 | 431 | 1,156 | 1,850 | 3,426 | 5,261 |
| 5 | Profit from ordinary activities before finance costs and exceptional items (3 + 4) | 8,837 | 10,316 | 10,684 | 29,810 | 28,398 | 37,061 |
| 6 | Finance costs | 1,152 | 1,084 | 1,403 | 3,296 | 4,457 | 5,347 |
| 7 | Profit from ordinary activities after finance costs but before exceptional items (5 - 6) | 7,685 | 9,232 | 9,281 | 26,514 | 23,941 | 31,714 |
| 8 | Exceptional items | - | - | - | - | - | - |
| 9 | Profit from ordinary activities before tax (7 + 8) | 7,685 | 9,232 | 9,281 | 26,514 | 23,941 | 31,714 |
| 10 | Tax expense | | | | | | |
| | - Current tax | 1,888 | 2,117 | 1,633 | 6,257 | 5,026 | 6,681 |
| | - Deferred tax | (64) | (180) | 201 | (459) | 64 | 705 |
| | - MAT Entitlement (Current year) | (202) | (153) | 31 | (493) | (315) | (539) |
| | (Previous year) | - | - | - | - | - | 149 |
| 11 | Net profit from ordinary activities after tax (9 + 10) | 6,063 | 7,448 | 7,416 | 21,209 | 19,166 | 24,718 |
| 12 | Extraordinary items | - | - | - | - | - | - |
| 13 | Net profit for the period (11 + 12) | 6,063 | 7,448 | 7,416 | 21,209 | 19,166 | 24,718 |
| 14 | Share of profit of associates | 155 | 129 | - | 415 | - | 194 |
| 15 | Minority interest | (67) | (323) | (238) | (707) | (725) | (923) |
| 16 | Net profit after taxes, minority interest and share of profit of associates (13 + 14 + 15) | 6,151 | 7,254 | 7,178 | 20,917 | 18,441 | 23,989 |
| 14 | Paid-up equity share capital (Face value of Rs. 2 each) | 2,521 | 2,521 | 2,521 | 2,521 | 2,521 | 2,521 |
| 15 | Reserves excluding Revaluation Reserves as per balance sheet of previous accounting year | | | | | | 176,788 |
| 16 (i) | Earnings Per Share (before extraordinary items) (Face value of Rs. 2 each) (not annualised): | | | | | | |
| (a) | Basic | 2.44 | 2.88 | 2.85 | 8.30 | 7.31 | 9.52 |
| (b) | Diluted | 2.44 | 2.88 | 2.85 | 8.30 | 7.31 | 9.52 |
| 16 (ii) | Earnings Per Share (after extraordinary items) (Face value of Rs. 2 each) (not annualised): | | | | | | |
| (a) | Basic | 2.44 | 2.88 | 2.85 | 8.30 | 7.31 | 9.52 |
| (b) | Diluted | 2.44 | 2.88 | 2.85 | 8.30 | 7.31 | 9.52 |

See accompanying notes to the statement of consolidated unaudited financial results.

FOR AND ON BEHALF OF THE BOARD
FOR ALLCARGO LOGISTICS LIMITED



SHASHI KIRAN SHETTY
CHAIRMAN & MANAGING DIRECTOR
(DIN:00012754)
PLACE: MUMBAI
DATE: FEBRUARY 13, 2016



CONSOLIDATED SEGMENTWISE REVENUE, RESULTS AND CAPITAL EMPLOYED FOR THE QUARTER AND NINE MONTHS ENDED DECEMBER 31, 2015
(Rs. in Lacs)

| Sr.No | Particulars | Quarter ended | | | Nine months ended | | Year ended |
|-------|----------------------------------------------------------------------------|---------------------------|---------------------------|---------------------------|---------------------------|---------------------------|-------------------------|
| | | 31.12.2015 (Unaudited) | 30.09.2015 (Unaudited) | 31.12.2014 (Unaudited) | 31.12.2015 (Unaudited) | 31.12.2014 (Unaudited) | 31.03.2015 (Audited) |
| 1 | Segment Revenue | | | | | | |
| | a. Multimodal Transport Operations | 109,641 | 123,227 | 121,009 | 357,173 | 359,103 | 477,378 |
| | b. Container Freight Station Operations | 11,482 | 11,220 | 10,583 | 33,641 | 29,794 | 40,253 |
| | c. Project and Engineering solutions | 13,991 | 13,817 | 13,227 | 42,128 | 37,788 | 53,000 |
| | d. Others and unallocated | 1,094 | 841 | 933 | 2,696 | 2,416 | 3,149 |
| | less: Inter Segment Revenue | (2,288) | (2,293) | (2,583) | (7,040) | (7,531) | (10,900) |
| | Net income from operations | 133,920 | 146,812 | 143,169 | 428,598 | 421,570 | 562,880 |
| 2 | Segment Results | | | | | | |
| | a. Multimodal Transport Operations | 5,390 | 6,287 | 6,125 | 17,768 | 16,717 | 18,955 |
| | b. Container Freight Station Operations* | 3,835 | 3,523 | 3,090 | 10,685 | 7,984 | 10,903 |
| | c. Project and Engineering solutions* | 943 | 1,597 | 1,905 | 4,570 | 4,262 | 7,259 |
| | d. Others | 20 | (6) | 56 | 33 | 151 | 151 |
| | Total | 10,188 | 11,401 | 11,176 | 33,056 | 29,114 | 37,268 |
| | Less | | | | | | |
| | i. Finance costs | (1,152) | (1,084) | (1,403) | (3,296) | (4,457) | (5,347) |
| | ii. Other unallocable expenditure net off | (2,331) | (1,516) | (1,143) | (5,096) | (2,495) | (3,252) |
| | Add | | | | | | |
| | i. Other unallocable income | 980 | 431 | 651 | 1,850 | 1,779 | 3,045 |
| | Profit before tax and exceptional items | 7,685 | 9,232 | 9,281 | 26,514 | 23,941 | 31,714 |
| 3 | Capital Employed | | | | | | |
| | a. Multimodal Transport Operations | 123,932 | 120,362 | 116,336 | 123,932 | 116,336 | 110,925 |
| | b. Container Freight Station Operations | 43,454 | 41,436 | 42,402 | 43,454 | 42,402 | 41,706 |
| | c. Project and Engineering solutions | 73,387 | 75,384 | 76,198 | 73,387 | 76,198 | 75,648 |
| | d. Others | 3,921 | 3,712 | 3,249 | 3,921 | 3,249 | 3,269 |
| | Total Capital employed in segments | 244,694 | 240,894 | 238,185 | 244,694 | 238,185 | 231,548 |
| | Add | | | | | | |
| | | 37,607 | 38,612 | 36,340 | 37,607 | 36,340 | 33,775 |
| | Unallocable Corporate assets less Unallocable Corporate liabilities | | | | | | |
| | Total Capital employed in the Company | 282,301 | 279,506 | 274,525 | 282,301 | 274,525 | 265,323 |

* Includes realised gains on cancellation / settlement of derivative contracts entered to hedge liabilities arising on acquisition of segmental assets.

Notes on Segment Information:-

- Segment Revenue, Results and Capital Employed figures represent amounts identifiable to each of the operating segments. Other 'unallocable expenditure' as well as 'unallocable income' include income / expenses on common services not directly identifiable to individual segments, Corporate expenses, interest / dividend and other incomes.

Capital employed in the Company as at December 31, 2015, September 30, 2015, December 31, 2014 and March 31, 2015 includes Share Capital, Reserves and Surplus, Borrowings and Deferred Tax liabilities.



Unallocated corporate assets less corporate liabilities mainly represent investments, loans and advances net of corporate liabilities.

- Previous quarters / period and year figures have been re-grouped / restated wherever necessary to conform to the current quarter / periods' classification.

FOR AND ON BEHALF OF THE BOARD
FOR ALLCARGO LOGISTICS LIMITED

[Signature]

SHASHI KIRAN SHETTY
CHAIRMAN & MANAGING DIRECTOR
(DIN:00012754)
PLACE: MUMBAI
DATE: FEBRUARY 13, 2016



Notes to the statement of unaudited financial results of the Company for the quarter and nine months ended December 31, 2015

1. The statement of standalone and consolidated unaudited financial results for the quarter and nine months ended December 31, 2015 has been reviewed and recommended by the Audit Committee and approved by the Board of Directors at their respective meeting held on February 13, 2016. The Statutory Auditors of the Company have conducted a 'Limited Review' of these financial results in terms of Regulation 33 of the Securities and Exchange Board of India (Listing Obligations and Disclosure Requirements) Regulations, 2015. There are no qualifications in the review report issued by the auditors.

The Statutory Auditors of the Company have not conducted a Limited Review on the consolidated unaudited financial results for the corresponding quarter and nine months ended December 31, 2014 and the figures for the previous quarter ended September 30, 2015.

2. The statement of unaudited consolidated financial results for the quarter and nine months ended December 31, 2015 is prepared in accordance with the requirements of Accounting Standards specified under section 133 of the Companies Act, 2013, read with rule 7 of the Companies (Accounts) Rules, 2014, wherein the financial results of the Company' subsidiaries, associates and Joint ventures are consolidated with the financial results of the Company. The consolidated financial results include the financial results of Indian as well as overseas subsidiaries.
3. The Board of Directors of the Company at its meeting held on January 01, 2016 has issued and allotted 126,047,762 equity shares of Rs. 2 each fully paid as Bonus Shares in the ratio of 1:1 i.e. one fully paid equity share of Rs. 2 each for every fully paid equity share of Rs. 2 each held by the Shareholders of the Company as on December 31, 2015, being the record date fixed for this purpose.

The issued, subscribed and paid up capital of the Company post issue of bonus shares stands at Rs. 504,191,048 divided into 252,095,524 equity shares of Rs. 2 each fully paid. The earnings per share disclosed in the financial results have been restated to reflect this change in the number of equity shares.

4. The net profit has been arrived at after taking into account minority interest share but before the adjustment of write-off of Goodwill, if any.
5. The standalone and consolidated financial results of the Company are available on the Company's website www.allcargologistics.com.
6. Previous quarter's / period / year figures have been regrouped / reclassified wherever necessary to conform to the current quarter / period presentation.

For and on behalf of the Board
For Allcargo Logistics Limited


Shashi Kiran Shetty
Chairman & Managing Director



Place: Mumbai
Date: February 13, 2016

