

November 13, 2014

To

Mr. Prasad Bhide
Relationship Manager
BSE Ltd.

Corporate Relationship Department /
Listing Department
P.J. Towers, 1st Floor,
Dalal Street, Fort,
Mumbai - 400 001

The National Stock Exchange of India Ltd.

Listing Department
Exchange Plaza,
Bandra Kurla Complex,
Bandra (E),
Mumbai - 400 051

 **THE AVVASHYA GROUP**

Security Code: 532749 / ALLCARGO

Dear Sir,

Sub.: Outcome of the Board Meeting held on Thursday, November 13, 2014

We wish to inform you that the Board of Directors at its meeting held today has, *inter alia*, considered and approved the following:

- i. Un-audited Standalone Financial Results of the Company for the second quarter and half year ended September 30, 2014 duly reviewed by the Audit Committee of the Board of Directors and the Statutory Auditors of the Company in accordance with Clause 41 of the Listing Agreement with the Stock Exchanges;
- ii. Un-audited Consolidated Financial Results of the Company for the second quarter and half year ended September 30, 2014 duly reviewed by the Audit Committee of the Board of Directors in accordance with Clause 41 of the Listing Agreement with the Stock Exchanges;
- iii. Resignation of Mr. Kaiwan Kalyaniwalla and Mr. Umesh Shetty as directors of the Company;

Copies of the approved financial results alongwith the Limited Review Report of Statutory Auditors on the standalone financial results of the Company are enclosed herewith.

Kindly acknowledge the receipt and take on record the above information.

Thanking you,

Yours faithfully,

For Allcargo Logistics Limited


Shailesh Dholakia
Company Secretary



Encl.: As above


STATEMENT OF UN-AUDITED FINANCIAL RESULTS FOR THE QUARTER AND HALF YEAR ENDED SEPTEMBER 30, 2014

(Rs. In Lacs)

PARTICULARS	STANDALONE					
	Quarter Ended		Six Months Ended		Year Ended	
	30/09/2014 (Unaudited)	30/06/2014 (Unaudited)	30/09/2014 (Unaudited)	30/09/2014 (Unaudited)	30/09/2013 (Unaudited)	31/03/2014 (Audited)
PART-I						
1						
(a) Income from Operations						
(b) Other Operating Income	28,215	25,889	24,023	54,104	47,436	96,112
Total Income from Operations (net)	364	579	531	943	869	2,281
	28,579	26,468	24,554	55,047	48,305	98,393
2 Expenses						
(a) Operating Expenses						
(b) Purchase of stock in trade	19,303	16,906	16,220	36,209	31,460	63,813
(c) Change in inventories of finished goods, work in progress and stock in trade	-	-	-	-	-	-
(d) Employee benefits expense	2,168	1,983	1,887	4,151	3,834	7,164
(e) Depreciation and amortisation expense						
Depreciation and amortisation expense	2,676	3,097	2,249	5,773	4,697	10,063
Goodwill amortisation on merger of MHTC (See Note-6)	-	-	-	-	-	-
(f) Other expenses	1,908	1,662	1,839	3,570	3,964	7,858
(g) Provision for Doubtful debts	67	153	248	220	(35)	(508)
	26,122	23,801	22,443	49,923	43,920	91,800
3 Profit from operations before other income, finance costs and exceptional items (1-2)	2,457	2,667	2,111	5,124	4,385	6,593
4 Other Income	1,584	825	898	2,409	1,994	3,303
5 Profit from ordinary activities before finance costs and exceptional items (3 + 4)	4,041	3,492	3,009	7,533	6,379	9,896
6 Finance Costs	1,039	1,076	557	2,115	1,166	2,863
7 Profit from ordinary activities after finance costs but before exceptional items (5 - 6)	3,002	2,416	2,452	5,418	5,213	7,033
8 Exceptional Items	-	-	-	-	-	-
9 Profit from ordinary activities before tax (7 + 8)	3,002	2,416	2,452	5,418	5,213	7,033
10 Tax Expense						
- Current Tax	611	605	566	1,218	1,116	1,405
- Deferred Tax	45	(196)	318	(151)	857	996
- Mat Entitlement	(346)	-	(193)	(346)	(495)	(980)
11 Net Profit from ordinary activities after tax (9 + 10)	2,692	2,007	1,761	4,699	3,735	5,612
12 Extraordinary Items	-	-	-	-	-	-
13 Net Profit / (Loss) for the period (11 + 12)	2,692	2,007	1,761	4,699	3,735	5,612
14 Share of Profit / (loss) of associates	-	-	-	-	-	-
15 Minority Interest	-	-	-	-	-	-
16 Net Profit after taxes, minority interest and share of profit / (loss) of associates (13 + 14 + 15)	2,692	2,007	1,761	4,699	3,735	5,612
17 Paid-up equity share capital (Face Value per share Rs.2)	2,521	2,521	2,528	2,521	2,528	2,521
18 Reserve excluding Revaluation Reserves as per balance sheet of previous accounting year						119,066
19						
(i) Earnings Per Share (before extraordinary items) (Face value of Rs.2 each) (not annualised):						
(a) Basic	2.1	1.6	1.4	3.7	3.0	4.5
(b) Diluted	2.1	1.6	1.4	3.7	3.0	4.5
(ii) Earnings Per Share (after extraordinary items) (Face value of Rs.2 each) (not annualised):						
(a) Basic	2.1	1.6	1.4	3.7	3.0	4.5
(b) Diluted	2.1	1.6	1.4	3.7	3.0	4.5

For and on behalf of the Board

Shashi Kiran Shetty
Chairman & Managing Director
(DIN: 00012754)
Place: Mumbai
Date: November 13, 2014



Part II

A PARTICULARS OF SHAREHOLDING



	Particulars	STANDALONE					
		Quarter Ended			Six Months Ended		Year Ended
		30.09.2014 (Unaudited)	30.06.2014 (Unaudited)	30.09.2013 (Unaudited)	30.09.2014 (Unaudited)	30.09.2013 (Unaudited)	31.03.2014 (Audited)
1	Public Shareholding - Number of Shares - Percentage of shareholding	37,913,737 30.08%	34,913,737 27.70%	35,282,228 27.91%	37,913,737 30.08%	35,282,228 27.91%	34,913,737 27.70%
2	Promoters and Promoter Group Shareholding						
	a) Pledged/ Encumbered						
	- Number of Shares	NIL	NIL	NIL	NIL	NIL	NIL
	- Percentage of shares (as a % of the total shareholding of promoter and promoter group)	NIL	NIL	NIL	NIL	NIL	NIL
	- Percentage of shares (as a % of the total share capital of the company)	NIL	NIL	NIL	NIL	NIL	NIL
	b) Non-Encumbered						
	- Number of Shares	88,134,025	91,134,025	91,134,025	88,134,025	91,134,025	91,134,025
	- Percentage of shares (as a % of the total shareholding of promoter and promoter group)	100.00%	100.00%	100.00%	100.00%	100.00%	100.00%
	- Percentage of shares (as a % of the total share capital of the company)	69.92%	72.30%	72.09%	69.92%	72.09%	72.30%

B INVESTOR COMPLAINTS

Particulars	Quarter ended 30.09.2014
Pending at the beginning of the quarter	NIL
Received during the quarter	5
Disposed of during the quarter	5
Remaining unresolved at the end of the quarter	NIL

For and on behalf of the Board

Shashi Kiran Shetty
Chairman & Managing Director
(DIN: 00012754)
Place: Mumbai
Date: November 13, 2014



SEGMENTWISE REVENUE, RESULTS AND CAPITAL EMPLOYED FOR THE QUARTER AND HALF YEAR ENDED SEPTEMBER 30, 2014

(Rs. In Lacs)

Sr.No	Particulars	STANDALONE					
		Quarter Ended			Six Months Ended		Year Ended
		30.09.2014 (Unaudited)	30.06.2014 (Unaudited)	30.09.2013 (Unaudited)	30.09.2014 (Unaudited)	30.09.2013 (Unaudited)	31.03.2014 (Audited)
1	Segment Revenue						
	a. Multimodal Transport Operations	9,354	9,079	8,060	18,433	15,610	32,054
	b. Container Freight Station Operations	8,265	7,531	7,258	15,796	13,653	27,283
	c. Project and Engineering solutions	11,170	9,883	9,243	21,053	19,369	39,233
	d. Others/Unallocated	699	783	784	1,482	1,207	2,856
	less: Inter Segment Revenue	(909)	(808)	(791)	(1,717)	(1,534)	(3,033)
	Net income from Operations	28,679	26,468	24,554	55,047	48,305	98,393
2	Segment Results						
	Profit Before Tax, Interest and Exceptional Items						
	a. Multimodal Transport Operations	384	422	427	806	861	1,668
	b. Container Freight Station Operations*	2,412	2,432	2,397	4,844	4,267	8,886
	c. Project and Engineering solutions*	1,786	685	395	2,471	2,633	1,046
	d. Others	24	71	(3)	95	(22)	37
	Total	4,606	3,610	3,216	8,216	7,739	11,637
	Less						
	i. Finance Costs	(1,039)	(1,076)	(557)	(2,115)	(1,186)	(2,863)
	ii. Other unallocable expenditure net off	(1,150)	(799)	(839)	(1,949)	(2,303)	(3,567)
	Add						
	i. Other unallocable income	585	681	632	1,266	943	1,826
	Profit Before Tax and Exceptional Items	3,002	2,416	2,452	5,418	5,213	7,033
3	Capital Employed						
	a. Multimodal Transport Operations	3,105	3,696	(555)	3,105	(555)	3,379
	b. Container Freight Station Operations	20,671	20,896	22,234	20,671	22,234	21,326
	c. Project and Engineering solutions	72,150	74,530	77,587	72,150	77,587	75,306
	d. Others/Unallocated	3,164	3,394	2,807	3,164	2,807	3,314
	Total capital employed in segments	99,090	102,516	102,073	99,090	102,073	103,325
	Add						
	Unallocable Corporate assets less Corporate liabilities	76,068	76,662	71,745	76,068	71,745	72,616
	Total Capital Employed in the Company	175,158	179,178	173,818	175,158	173,818	175,941

* Includes realised gain on cancellation of derivatives taken to hedge liabilities arising on acquisition of segment assets.

Notes on Segment Information:-

- 1 Segment Revenue, Results and Capital Employed figures represents amount identifiable to each of the segments. Other "unallocable expenditure" as well as "unallocable income" includes incomes/expenses on common services not directly identifiable to individual segments, Corporate expenses, interest/dividend/other financial income and exceptional items.



Capital employed figures are as at 30th September 2014, 30th June 2014, 31st March 2014 and 30th September 2013

Unallocated corporate assets less corporate liabilities mainly represent Investments and Loans and Advances.

- 2 Previous period figures have been re-grouped/restated wherever necessary to conform to this periods' classification.

For and on behalf of the Board


Shashi Kiran Shetty
Chairman & Managing Director
(DIN: 00012754)
Place: Mumbai
Date: November 13, 2014





Statement of Assets and Liabilities

Particulars	Standalone	
	As at 30.09.2014	As at 31.03.2014
	Unaudited	Audited
A EQUITY AND LIABILITIES		
1. Shareholders' funds		
(a) Share capital	2,521	2,521
(b) Reserves and surplus	122,581	119,066
(c) Money received against share warrants	-	-
Sub-total - Shareholders' funds	125,102	121,587
2. Share application money pending allotment	-	-
3. Minority interest *	-	-
4. Non-current liabilities		
(a) Long-term borrowings	21,337	16,963
(b) Deferred tax liabilities (net)	10,594	10,889
(c) Other long-term liabilities	210	205
(d) Long-term provisions	495	412
Sub-total - Non-current liabilities	32,636	28,469
5. Current liabilities		
(a) Short-term borrowings	5,482	1,567
(b) Trade payables	10,639	9,762
(c) Other current liabilities	16,179	29,017
(d) Short-term provisions	1,415	2,575
Sub-total - Current liabilities	33,715	42,921
TOTAL EQUITY AND LIABILITIES	191,453	192,977
B ASSETS		
1. Non-current assets		
(a) Fixed assets	92,719	98,075
(b) Goodwill on consolidation *	-	-
(c) Non-current investments	38,483	34,874
(d) Deferred tax assets (net)	-	-
(e) Long-term loans and advances	22,359	22,047
(f) Other non-current assets	5	41
Sub-total - Non-current assets	153,566	155,037
2. Current assets		
(a) Current investments	3,307	11,979
(b) Inventories	910	889
(c) Trade receivables	16,656	15,864
(d) Cash and cash equivalents	983	999
(e) Short-term loans and advances	11,954	4,969
(f) Other current assets	4,077	3,240
Sub-total - Current assets	37,887	37,940
TOTAL ASSETS	191,453	192,977

For and on behalf of the Board


Shashi Kiran Shetty
Chairman & Managing Director
(DIN: 00012754)
Place: Mumbai
Date: November 13, 2014




Notes to Un-audited Financial Results for the quarter and half year ended September 30, 2014

Standalone Financial Results:



- 1 The Un-audited Financial Results of the Company for the quarter and half year ended September 30, 2014 have been reviewed by the Audit Committee and Statutory Auditors of the Company as required under Clause 41 of the Listing Agreement and approved by the Board of Directors at its meeting held on November 13, 2014.
- 2 The Income Tax Department had issued assessment orders against the Company, whereby, the claim of deduction by the Company under section 80-IA (4) of the Companies Act, 1961 was disallowed from assessment years 2004-05 to 2009-10 and raised demand of Rs.6729 lakhs on the Company. The Company had filed an appeal against the said assessment orders. The Special Bench of Income Tax Appellate Tribunal vide its order dated July 6, 2012 and Divisional Bench of Income Tax Appellate Tribunal vide its order dated December 5, 2012 upheld the Company's plea and accordingly the Company has continued to claim deduction u/s 80 IA (4) of the Income Tax Act, 1961. In view of the foregoing, the Company has continued to provide Current Tax under the provisions of Minimum Alternate Tax. The Department has filed an appeal on May 31, 2013 with the High Court of Bombay against the said order of the Divisional Bench of Income Tax Appellate Tribunal.
- 3 Pursuant to notification of Schedule II of the Companies Act 2013 with effect from 1 April 2014, depreciation for the quarter and half year ended 30 September 2014 has been provided on the basis of the estimated economic lives or useful lives of fixed assets as prescribed in Schedule II, whichever is lower. Accordingly, an amount of Rs 302 lakhs (net of deferred tax) has been adjusted against General Reserve for the assets which had no residual life as at 1 April 2014, and the depreciation for the quarter and the half year is higher by Rs. 354 lakhs and Rs 681 lakhs respectively in respect of other assets.
- 4 Pursuant to the scheme of amalgamation of MHTC Logistics Private Limited with the Company, the results for the year ended 31 March 2014 include the results of merged entity giving effect to the scheme and are not strictly comparable to other quarters
- 5 Figures for the previous quarters/ periods/ year have been regrouped / restated, wherever necessary.

For and on behalf of the Board
For Allcargo Logistics Limited


Shashi Kiran Shetty
Chairman & Managing Director
(DIN : 00012754)



Place: Mumbai
Date: November 13, 2014



B S R & Co. LLP
Chartered Accountants
Lodha Excelus
1st Floor, Apollo Mills Compound
N. M. Joshi Marg, Mahalakshmi
Mumbai 400 011.
Telephone +91(22) 3989 6000
Fax + 91(22) 3090 2511


Appan & Lokhandwala Associates
Chartered Accountants
402, Shiv-Ashish, Plot no 10,
19th Road, Chembur
Mumbai 400 071
Telephone +91(22) 61177600

Independent Auditors' Review Report

To the Board of Directors of Allcargo Logistics Limited

1. We have reviewed the accompanying statement of unaudited financial results ('the Statement') of Allcargo Logistics Limited ('the Company') for the quarter ended 30 September 2014 and the year to date results for the period from 01 April 2014 to 30 September 2014 attached herewith, being submitted by the Company pursuant to the requirements of Clause 41 of the Listing Agreement, except for the disclosures regarding 'Public Shareholding' and 'Promoter and Promoter Group Shareholding', which have been traced from disclosures made by the management and have not been reviewed by us. This Statement is the responsibility of the Company's Management and has been approved by the Board of Directors in their meeting held on 13 November 2014. Our responsibility is to issue a report on these financial results based on our review.
2. We conducted our review in accordance with the Standard on Review Engagement (SRE) 2410, Review of Interim Financial Information Performed by the Independent Auditor of the Entity issued by the Institute of Chartered Accountants of India. This standard requires that we plan and perform the review to obtain moderate assurance as to whether the financial results are free of material misstatement. A review is limited primarily to inquiries of company personnel and analytical procedures applied to financial data and thus provide less assurance than an audit. We have not performed an audit and accordingly, we do not express an audit opinion.
3. Based on our review conducted as above, nothing has come to our notice that causes us to believe that the accompanying Statement prepared in accordance with the accounting standards notified pursuant to the Companies (Accounting Standards) Rules, 2006, which continue to apply under Section 133 of the Companies Act, 2013 and other recognised accounting practices and policies generally accepted in India has not disclosed the information required to be disclosed in terms of Clause 41 of the Listing Agreement including the manner in which it is to be disclosed, or that it contains any material misstatement.

For B S R & Co. LLP
Chartered Accountants
Firm's Registration No: 101248W/W-100022



Aniruddha Godbole
Partner
Membership No: 105149


Mumbai
13 November 2014

B S R & Co. (a partnership firm with registration no. BA61223)
converted into B S R & Co. LLP (a Limited Liability Partnership with
LLP Registration No. AAB-8181), with effect from October 14, 2013.



For Appan & Lokhandwala Associates
Chartered Accountants
Firm's Registration No: 117040W


M. Subramanian
Partner
Membership No: 111106



STATEMENT OF UN-AUDITED FINANCIAL RESULTS FOR THE QUARTER AND HALF YEAR ENDED SEPTEMBER 30, 2014

(Rs. in Lacs)

PART I	Particulars	CONSOLIDATED					
		Quarter Ended			Six Months Ended		Period Ended
		30.09.2014 (Unaudited)	30.06.2014 (Unaudited)	30.09.2013 (Unaudited)	30.09.2014 (Unaudited)	30.09.2013 (Unaudited)	31.03.2014 (Audited)
1							
(a)	Income from Operations	146,102	131,863	107,138	277,965	205,028	484,520
(b)	Other Operating Income	70	195	78	265	198	603
	Total income from Operations (net)	146,172	132,058	107,216	278,230	205,226	485,123
2	Expenses						
(a)	Operating Expenses	103,759	91,573	73,744	195,332	141,856	340,387
(b)	Purchase of stock in trade	-	-	-	-	-	-
(c)	Change in inventories of finished goods, work in progress and stock in trade	-	-	-	-	-	-
(d)	Employee benefits expense	21,288	20,512	16,327	41,800	30,707	72,762
(e)	Depreciation and amortisation expense	3,905	4,272	3,263	8,177	6,625	17,546
(f)	Other expenses	8,871	7,831	7,505	16,702	14,310	33,663
(g)	Provision for Doubtful debts	475	335	291	810	68	(820)
		138,298	124,523	101,130	262,821	193,566	463,538
3	Profit from operations before other income, finance costs and exceptional items (1-2)	7,874	7,535	6,086	15,409	11,660	21,585
4	Other Income	1,470	834	769	2,304	1,995	3,650
5	Profit from ordinary activities before finance costs and exceptional items (3 + 4)	9,344	8,369	6,855	17,713	13,655	25,235
6	Finance Costs	1,413	1,641	1,078	3,054	2,128	5,632
7	Profit from ordinary activities after finance costs but before exceptional items (5 - 6)	7,931	6,728	5,777	14,659	11,527	19,603
8	Exceptional items	-	-	-	-	-	-
9	Profit from ordinary activities before tax (7 ± 8)	7,931	6,728	5,777	14,659	11,527	19,603
10	Tax Expense						
	- Current Tax	1,636	1,757	1,238	3,393	2,682	3,745
	- Deferred Tax	30	(166)	264	(137)	795	1,394
	- Mat Entitlement	346	-	193	346	495	980
11	Net Profit from ordinary activities after tax (9 + 10)	6,611	5,137	4,468	11,749	8,545	15,444
12	Extraordinary Items	-	-	-	-	-	-
13	Net Profit / (Loss) for the period (11 ± 12)	6,611	5,137	4,468	11,749	8,545	15,444
14	Share of Profit / (loss) of associates	-	-	-	-	-	-
15	Minority interest	(248)	(239)	(256)	(487)	(467)	(511)
16	Net Profit after taxes, minority interest and share of profit / (loss) of associates (13 + 14 + 15)	6,363	4,898	4,212	11,262	8,078	14,933
17	Paid-up equity share capital (Face Value per share Rs.2)	2,521	2,521	2,528	2,521	2,528	2,521
18	Reserve excluding Revaluation Reserves as per balance sheet of previous accounting year						155,989
19							
(i)	Earnings Per Share (before extraordinary items) (Face value of Rs.2 each) (not annualised):						
(a)	Basic	5.0	3.9	3.3	8.9	6.4	11.8
(b)	Diluted	5.0	3.9	3.3	8.9	6.4	11.8
(ii)	Earnings Per Share (after extraordinary items) (Face value of Rs.2 each) (not annualised):						
(a)	Basic	5.0	3.9	3.3	8.9	6.4	11.8
(b)	Diluted	5.0	3.9	3.3	8.9	6.4	11.8

For and on behalf of the Board

Shashi Kiran Shetty
Chairman & Managing Director
(DIN: 00012754)
Place: Mumbai
Date: November 13, 2014



Part II

A PARTICULARS OF SHAREHOLDING		CONSOLIDATED					
	Particulars	Quarter Ended			Six Months Ended		Year Ended
		30.09.2014 (Unaudited)	30.06.2014 (Unaudited)	30.09.2013 (Unaudited)	30.09.2014 (Unaudited)	30.09.2013 (Unaudited)	31.03.2014 (Audited)
1	Public Shareholding - Number of Shares - Percentage of shareholding	37,913,737 30.08%	34,913,737 27.70%	35,282,228 27.91%	37,913,737 30.08%	35,282,228 27.91%	34,913,737 27.70%
2	Promoters and Promoter Group Shareholding						
	a) Pledged/ Encumbered						
	- Number of Shares	NIL	NIL	NIL	NIL	NIL	NIL
	- Percentage of shares (as a % of the total shareholding of promoter and promoter group)	NIL	NIL	NIL	NIL	NIL	NIL
	- Percentage of shares (as a % of the total share capital of the company)	NIL	NIL	NIL	NIL	NIL	NIL
	b) Non-Encumbered						
	- Number of Shares	88,134,025	91,134,025	91,134,025	88,134,025	91,134,025	91,134,025
	- Percentage of shares (as a % of the total shareholding of promoter and promoter group)	100.00%	100.00%	100.00%	100.00%	100.00%	100.00%
	- Percentage of shares (as a % of the total share capital of the company)	69.92%	72.30%	72.09%	69.92%	72.09%	72.30%

B INVESTOR COMPLAINTS

Particulars	Quarter ended 30.09.2014
Pending at the beginning of the quarter	NIL
Received during the quarter	5
Disposed of during the quarter	5
Remaining unresolved at the end of the quarter	NIL

For and on behalf of the Board

Shashi Kiran Shetty
Chairman & Managing Director
(DIN: 00012754)
Place: Mumbai
Date: November 13, 2014



SEGMENTWISE REVENUE, RESULTS AND CAPITAL EMPLOYED FOR THE QUARTER AND HALF YEAR ENDED SEPTEMBER 30, 2014
(Rs. In Lacs)

Sr.No	Particulars	CONSOLIDATED					
		Quarter Ended			Six Months Ended		Period Ended
		30/09/2014 (Unaudited)	30/06/2014 (Unaudited)	30/09/2013 (Unaudited)	30/09/2014 (Unaudited)	30/09/2013 (Unaudited)	31/03/2014 (Audited)
1	Segment Revenue						
	a. Multimodal Transport Operations	125,001	113,093	89,986	238,094	171,139	414,911
	b. Container Freight Station Operations	10,208	9,071	8,404	19,279	15,817	31,487
	c. Project and Engineering solutions	12,667	11,654	10,648	24,321	21,868	42,304
	d. Others/Unallocated	699	784	783	1,483	1,207	2,856
	less: Inter Segment Revenue	(2,403)	(2,544)	(2,605)	(4,947)	(4,805)	(6,435)
	Net Income from Operations	146,172	132,058	107,216	278,230	205,226	485,123
2	Segment Results						
	Profit Before Tax, Interest and Exceptional Items						
	a. Multimodal Transport Operations	5,569	5,023	4,119	10,592	7,769	18,140
	b. Container Freight Station Operations*	2,458	2,438	2,576	4,896	4,635	8,374
	c. Project and Engineering solutions*	1,684	746	491	2,430	2,616	856
	d. Others	24	71	(3)	95	(23)	(96)
	Total	9,735	8,278	7,183	18,013	14,997	27,274
	Less						
	i. Finance Costs	(1,413)	(1,641)	(1,078)	(3,054)	(2,128)	(5,632)
	ii. Other unallocable expenditure net off	(864)	(598)	(831)	(1,462)	(2,285)	(4,209)
	Add						
	i. Other unallocable income	473	689	503	1,162	943	2,170
	Profit Before Tax and Exceptional Items	7,931	6,728	5,777	14,659	11,527	19,603
3	Capital Employed						
	a. Multimodal Transport Operations	117,304	122,811	118,796	117,304	118,796	124,900
	b. Container Freight Station Operations	43,533	43,568	42,154	43,533	42,154	41,984
	c. Project and Engineering solutions	81,865	82,978	90,073	81,865	90,073	83,119
	d. Others/Unallocated	3,141	3,381	2,794	3,141	2,794	3,457
	Total capital employed in segments	245,843	252,738	253,817	245,843	253,817	253,460
	Add						
	Unallocable Corporate assets less Corporate liabilities	32,595	34,538	34,094	32,595	34,094	40,152
	Total Capital Employed in the Company	278,438	287,276	287,911	278,438	287,911	293,612

* Includes realised gain on cancellation of derivatives taken to hedge liabilities arising on acquisition of segment assets.

Notes on Segment Information:-


1 Segment Revenue, Results and Capital Employed figures represents amount identifiable to each of the segments. Other "unallocable expenditure" as well as "unallocable income" includes incomes/expenses on common services not directly identifiable to individual segments, Corporate expenses, interest/dividend/other financial income and exceptional items.

Capital employed figures are as at 30th September 2014, 30th June 2014, 31st March 2014 and 30th September 2013.

Unallocated corporate assets less corporate liabilities mainly represent investments and Loans and Advances.

2 Previous period figures have been re-grouped/restated wherever necessary to conform to this periods' classification.

For and on behalf of the Board


Shashi Kiran Shetty
Chairman & Managing Director
(DIN: 00012754)
Place: Mumbai
Date: November 13, 2014



Statement of Assets and Liabilities

Particulars	Consolidated	
	As at 30.09.2014	As at 31.03.2014
	Unaudited	Audited
A EQUITY AND LIABILITIES		
1 Shareholders' funds		
(a) Share capital	2,524	2,524
(b) Reserves and surplus	182,820	176,788
(c) Money received against share warrants		
Sub-total - Shareholders' funds	185,344	179,312
2. Share application money pending allotment		
3. Minority interest *	3,514	4,633
4. Non-current liabilities		
(a) Long-term borrowings	45,707	52,075
(b) Deferred tax liabilities (net)	10,173	10,453
(c) Other long-term liabilities	2,283	3,379
(d) Long-term provisions	3,622	3,265
Sub-total - Non-current liabilities	61,785	69,172
5. Current liabilities		
(a) Short-term borrowings	12,645	9,199
(b) Trade payables	53,611	46,681
(c) Other current liabilities	35,643	51,236
(d) Short-term provisions	2,206	2,752
Sub-total - Current liabilities	104,105	109,868
TOTAL EQUITY AND LIABILITIES	354,748	362,984
B ASSETS		
1. Non-current assets		
(a) Fixed assets	131,549	138,519
(b) Goodwill on consolidation *	84,914	87,099
(c) Non-current investments	5,643	5,556
(d) Deferred tax assets (net)	-	-
(e) Long-term loans and advances	29,638	25,392
(f) Other non-current assets	255	294
Sub-total - Non-current assets	251,999	256,860
2 Current assets		
(a) Current investments	5,215	13,468
(b) Inventories	1,127	1,141
(c) Trade receivables	61,724	57,150
(d) Cash and cash equivalents	15,644	16,469
(e) Short-term loans and advances	13,162	13,222
(f) Other current assets	5,877	4,674
Sub-total - Current assets	102,749	106,124
TOTAL ASSETS	354,748	362,984

For and on behalf of the Board



Shashi Kiran Shetty
Chairman & Managing Director
(DIN: 00012754)
Place: Mumbai
Date: November 13, 2014



Notes to Consolidated Financial Results for the quarter and half year ended September 30, 2014

1. The Un-audited Financial Results of the Company for the quarter and half year ended September 30, 2014 have been reviewed by the Audit Committee and approved by the Board of Directors at its meeting held on November 13, 2014.
2. In accordance with Clause 41 of the Listing Agreement, the Company has opted to publish un-audited / audited consolidated financial results. Key numbers of Standalone Financial Results for the quarter ended September 30, 2014 duly approved by the Board of Directors of the Company in accordance with Clause 41 of the Listing Agreement are as under:

(Rs. in Lakhs)

Particulars	Quarter Ended			Six Months ended		Year Ended
	30-09-2014 (Unaudited)	30-06-2014 (Unaudited)	30-09-2013 (Unaudited)	30-09-2014 (Unaudited)	30-09-2013 (Unaudited)	31-03-2014 (Audited)
Total Income from Operations	28,579	26,468	24,554	55,047	48,305	98,393
Profit Before Tax	3,002	2,416	2,452	5,418	5,213	7,033
Net Profit after Tax	2,692	2,007	1,761	4,699	3,735	5,612

3. The standalone and consolidated financial results of the Company are available on the Company's website www.allcargologistics.com.
4. The consolidated financial results include the financial results of Indian as well as overseas subsidiaries.
5. The net profit has been arrived at after taking into account minority interest share but before the adjustment of write-off of Goodwill, if any.
6. Figures for the previous quarters / periods/ year have been regrouped / restated, wherever necessary.

For and on behalf of the Board
For Allcargo Logistics Limited



Shashi Kiran Shetty
Chairman & Managing Director
(DIN : 00012754)



Place: Mumbai
Date: November 13, 2014